

NOVELTIES

CERSAIE 2021

SPANISHUPTILE S.L.

C/Rio Cenia 7, Castellón de la Plana (Castellón), Spain. CP:12005
Telef: +34692600369 info@spanishuptile.es
+34692600367

The Worldwide Tiles import/Export Company

La satisfacción de nuestros clientes en nuestra prioridad

We make tiles



New times are coming



I N D E X

MARBLE COLLECTION

| | |
|----------------|----|
| ASTER..... | 06 |
| BALTRA..... | 08 |
| CAMILE..... | 12 |
| CUPID..... | 16 |
| EVEN..... | 18 |
| FIORLAND..... | 22 |
| HALDUS..... | 23 |
| JEWELS..... | 24 |
| JOLIE..... | 26 |
| KAIRA..... | 28 |
| LAYLA..... | 30 |
| MEROPE..... | 31 |
| MUSSAH..... | 32 |
| NAIS..... | 34 |
| OTELLO..... | 35 |
| PURITY..... | 36 |
| ROCKSTONE..... | 39 |
| SABINE..... | 40 |
| SYMPHONY..... | 44 |
| SUNSHINE..... | 48 |
| TRILOGY..... | 49 |

STONE COLLECTION

| | |
|--------------------|----|
| AUSTRAL..... | 52 |
| BELLEVUE..... | 58 |
| CALIOPE..... | 62 |
| CRISP..... | 70 |
| GLAMSTONE..... | 74 |
| IBON..... | 80 |
| MAVERICK..... | 82 |
| MIXSLATE..... | 82 |
| PORFIDO..... | 83 |
| ROCKART..... | 83 |
| PULSE ANTIQUE..... | 84 |
| ROADWAY..... | 86 |
| STREAM..... | 88 |
| TACTILE..... | 90 |
| UNAWAY..... | 92 |

CONCRETE COLLECTION

| | |
|---------------|-----|
| COMODO..... | 96 |
| ELEMENTI..... | 100 |
| FLAX..... | 104 |
| MATRICE..... | 110 |
| PLASTER..... | 112 |

WOOD COLLECTION

| | |
|------------|-----|
| BLAZE..... | 116 |
| CIVIC..... | 120 |
| OLSON..... | 124 |
| SONAR..... | 128 |
| VOLTE..... | 132 |

RUSTIC COLLECTION

| | |
|--------------------|-----|
| COTTO..... | 138 |
| TOSCA ANTIQUE..... | 140 |

METALLIC COLLECTION

| | |
|--------------|-----|
| FREEDOM..... | 144 |
|--------------|-----|

LIFE IS CO

| | |
|------------|-----|
| BLOCS..... | 148 |
|------------|-----|

**TECHNICAL
GROUP**



M A R B L E C O L L E C T I O N



ASTER


MARBLE COLLECTION

PORCELAIN

De aspecto refinado y lujoso Aster es sinónimo de belleza y elegancia. Se caracteriza por su fondo blanco por donde surcan finas vetas grises negras y notas ambarinas. Su exquisita variación gráfica lo convierte en un producto atemporal que funciona en los estilos más contemporáneos, elevando el nivel decorativo de cualquier ambiente.

Refined and luxurious in appearance Aster is synonymous of beauty and elegance. It is characterized by its white background where fine black gray veins and amber notes plow through. Its refined graphic variation makes it a timeless product that works in the most contemporary styles, raising the decorative level of any environment.

WHITE



60X120CM - 24"X47"

PORCELAIN TILE RECT. POLISHED



ASTRA



E t e r n a l L u x u r y



BALTRA

MARBLE COLLECTION

New

Su gráfica se inspira en la piedra semipreciosa del Ónice, valorada como una piedra que encierra toda la belleza de las entrañas de la tierra desde la antigüedad. Baltra, se mueve en la gama suave de tonalidades, con mucha luz. Las aguas que surcan la superficie del mármol generan un mapa espectacular, con un estudiado degradado del color de las ondas y con una estética de impacto. Este hermoso mármol destaca cuando se combina con espacios donde reina el equilibrio, dejando que la luz que irradian genere efectos únicos.

Its graphics are inspired by the semi-precious stone of the Onyx, valued as a stone that contains all the beauty of the insights of Earth since ancient times. Baltra, moves in the soft range of tones, with lots of light. The waters that furrow the surface of the marble generate a spectacular map, with a studied gradience of the color of its waves and with an aesthetic of impact. This beautiful marble stands out when combined with spaces where balance reigns, allowing the light that radiates to generate unique effects.



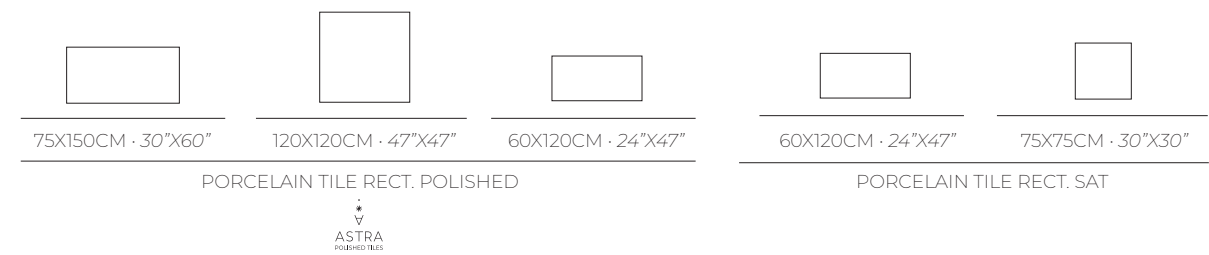
BALTRA
PORCELAIN

CERSAIE 2021

IVORY



PEARL





Balance
Serenity & Light



- 1 Baltra Pearl 60x120CM - 24"x47" PUL Rect.
- 2 Baltra Pearl 120x120CM - 24"x47" PUL Rect.
- 3 Baltra Ivory 60x120CM - 24"x47" SAT Rect.

Onice, evoca al lujo por excelencia, de fondos luminosos, refinadas ondas y contrastes armónicos, es el claro protagonista de los espacios de impacto. Se presenta en el acabado, satin de tacto sedoso y en pulido con transparencia y profundidad.

Onice, evokes the luxury par excellence, of luminous backgrounds, refined waves and harmonic contrasts, it is the clear protagonist of spaces of impact. It comes in a satin finish with a silky touch and a polished finish with transparency and depth.





CAMILE
PORCELAIN

CERSAIE 2021

C A M I L E

MARBLE COLLECTION


New

El calacatta gold, de origen italiano, es uno de los mármoles más preciados, destaca por su fondo blanco y por el juego de vetas grises y doradas. Por su diseño exclusivo y su apariencia elegante, casa a la perfección con el interiorismo más minimalista, sin renunciar al clásico. La colección combina perfectamente con múltiples materiales y dará a los espacios amplitud, luminosidad y aspecto lujoso.

Calacatta gold, of Italian origin, is one of the most precious marbles, it stands out for its white background and for the combination of gray and golden veins. Due to its exclusive design and elegant appearance, it goes perfectly with the most MINIMALIST interior design, without giving up the classic details. The collection combines perfectly with multiple materials and will give spaciousness to areas, luminosity and a luxurious appearance.



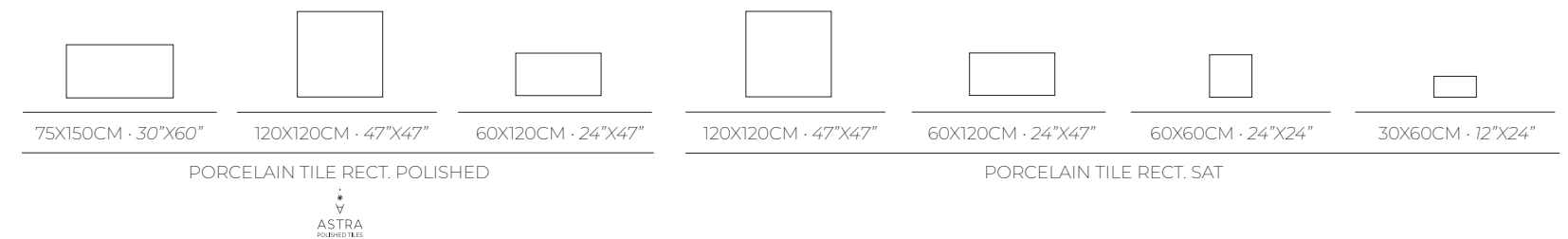
GOLD



BLUE



* Only 60x120CM · 24"x47" polished





A F E E L I N G O F H A R M O N Y



- 1 Camile Blue 60x120CM · 24"x47" PUL Rect.
Camile Blue 120x120CM · 47"x47" PUL Rect.
- 2 Camile Gold 60x120CM · 24"x47" PUL Rect.
- 3 Camile Gold 60x60CM · 24"x24" SAT Rect.
Camile Gold 60x120CM · 24"x47" SAT Rect.



Suaves líneas doradas y color humo de distintos grosores que se fusionan y bifurcan en un fondo blanco.

Smooth golden lines and smoke color of different thicknesses that merge and diverge into a white background.

Particular chromatism





CUPID
PORCELAIN

CERSAIE 2021

CREAM



PEARL



C U P I D

MARBLE COLLECTION


New

T R A D I T I O N



El travertino es uno de los materiales más empleados en la época clásica Romana, por su belleza y proximidad de las canteras. Empleado en construcciones emblemáticas como el coliseo Romano. Este material convertido en cerámica es un clásico con aire renovado que convierte las estancias en elegantes y atemporales.

Travertine was one of the most utilized materials in the Roman times, due to its beauty and proximity to quarries. It was used in symbolic constructions as the Roman Coliseum. This material brought to ceramics is a classic with renovated air which turns areas into elegant and timeless spaces.



60X120CM · 24"X47"

PORCELAIN TILE RECT. POLISHED



60X60CM · 24"X24"

PORCELAIN TILE RECT. MATT



60X60CM · 24"X24"

PORCELAIN TILE RECT. 20MM-0.78"

20UT




30X60CM · 12"X24"

PORCELAIN TILE MATT



EVEN
MARBLE COLLECTION

New



Una interpretación de un material hermoso y noble como es el mármol Carrara Statuario, característico por su fondo blanco como el calacatta, pero su veteado gris es de trazos más amplios y espaciados. Una lectura contemporánea de un clásico que embellece el espacio con elegancia y exclusividad.

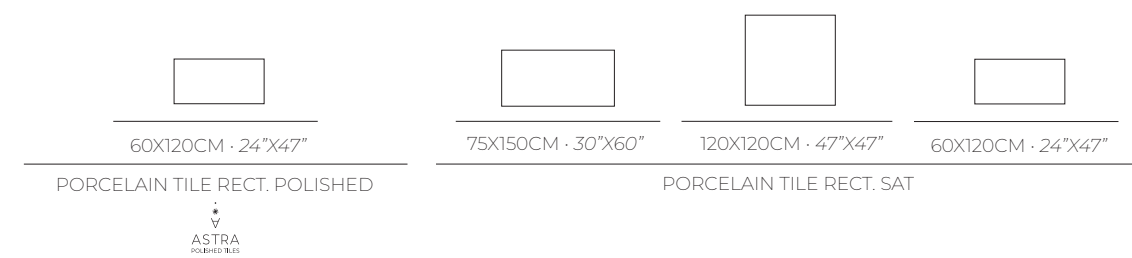
An interpretation of a beautiful and noble material; Carrara Statuario, known for its white background as Calacatta but with thicker and more spacious grey veining. A contemporary look of a classic which embellishes every space with elegance and exclusivity.



EVEN
PORCELAIN

CERSAIE 2021

WHITE





- 1 Even White 75x150CM - 30"x60" SAT Rect.
- Even White 120x120CM - 47"x47" SAT Rect.
- 2 Even White 60x120CM - 24"x47" SAT Rect.
- 3 Even White 60x120CM - 24"x47" PUL Rect.



*Beautiful
&
Noble*



*Harmonic
& Relaxing appearance*





FIORLAND

MARBLE COLLECTION

PORCELAIN

INDIAN BEAUTY

De la pureza del color de los dos opuestos de la luz por excelencia, el blanco y el negro, nace el "panda Blanco", una gráfica natural de la India, compuesto por un fondo blanco con finas vetas grises que se intercalan con una o dos vetas muy gruesas negras. Un producto con poderío y fuerte personalidad, pero que se adapta a múltiples estilos.

From the color purity of light combination -black and white- Panda Blanco is created; a graphic from India which consists of a white background with thin grey veining that come across one or two thick black veins. A powerful product with lots of personality which suits multiple styles.

WHITE



60X120CM · 24"X47"

PORCELAIN TILE RECT. POLISHED




HALDUS

MARBLE COLLECTION

PORCELAIN

CREAM



GREY



Una colección inspirada en el italiano mármol Palisandro. La elegancia de la reinterpretación está en el temperamento de las vetas direccionales con los escogidos tonos neutros de fondo. Es un mármol con encanto que genera un universo de estilos con múltiples posibilidades de diseño.

This collection has been inspired in Palisandro's Italian marble. The elegance of this reinterpretation can be found in the directional veining with the neutral background tones. Delightful marble that generates a universe of styles with multiple design possibilities.



60X120CM · 24"X47"

PORCELAIN TILE RECT. POLISHED







JEWELS

MARBLE COLLECTION

PORCELAIN

New

BLACK



El mármol Marquina, de nobleza elegante, se caracteriza por sus irregulares vetas blancas, concentradas en mayor o menor medida según la pieza, que le sirven de contraste con el fondo negro. De esta manera, esa dualidad le dota de una sensación de sofisticación y elegancia que hacen del Negro Marquina una magnífica opción para la decoración de interiores.

Marquina marble, of elegant nobility, is characterized by its irregular white veins, concentrated to a greater or lesser extent depending on the piece, which serve as a contrast to the black background. In this way, this duality gives it a feeling of sophistication and elegance that make Negro Marquina a magnificent option for interior decoration.




D I S T I N C T I O N



JOLIE

MARBLE COLLECTION



Es un homenaje a la pureza y la distinción del mármol calacata. Esta Piedra Natural blanca, en apariencia relajante y armónica, esconde un alma guerrera que se trasluce en las finas vetas que recorren su profunda superficie. La fuerza del blanco deslumbrante que inunda de luminosidad todo lo que toca. Sensibilidad y buen gusto son su mejor reflejo.


A tribute to the purity and distinction of Calacatta marble. This natural white stone, with a harmonic and relaxing appearance, hides a warrior soul found in the thin veining that goes along its deep surface. The strength of its white floods with light everything being touched. Sensitivity and good taste are its best features.



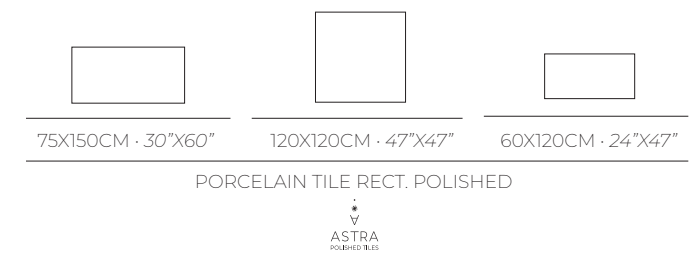

JOLIE
PORCELAIN

CERSAIE 2021

WARM



COLD





K A I R A

MARBLE COLLECTION

PORCELAIN



New

WHITE



De la belleza de la naturaleza del mármol carrara, entre los mas finos del mundo, y de superposición de vetas black elegidas, nace Kaira. La combinación del refinamiento y pureza del blanco con la elegancia del negro, crean contrastes que desencadenan la doble esencia de los contrastes y la luz. Su interpretación coinciden en una nueva originalidad, convirtiéndose la colección, en una expresión armónica del estilo clásico propuesta en clave moderna y elegante.

From the beauty of the nature of Carrara marble, among the finest in the world, and from the superposition of selected black veins, Kaira was born. The combination of the refinement and purity of white with the elegance of black, creates contrasts that unleash the double essence of contrasts and light. Their interpretation coincides in a new originality, turning the collection into a harmonious expression of the classic style proposed in a modern and elegant key.



Imprime carácter único a cada ambiente e intensifica el encanto con su genuina naturaleza.

Imprint unique character to each environment and intensify the charm with its genuine nature.

Innate
Elegance

- 1 Kaira White 60x120CM PUL Rect.
- 2 Kaira White 60x60CM SAT Rect.
Kaira White 30x60CM SAT Rect.





PORCELAIN

M E R O P E


MARBLE COLLECTION

WARM



E X C E L L E N C E

COLD



Interpreta la elegancia del Ónix, una piedra que evoca al lujo por excelencia. Las aguas que surcan la superficie del mármol se suceden creando una estética de impacto. Una colección con una fuerte carga expresiva que juega con contrastes armónicos y mezclas cromáticas en sus luminosos fondos y en sus refinadas ondas. Es el claro protagonista de los espacios.

It incorporates the elegance of Onix, a stone that entails luxury and excellence. Waters on the surface of marble create an impact on the aesthetics. A collection with a lot of expression that plays with harmonic contrasts and chromatic mixes along its lightened backgrounds and refined waves. A protagonist for all spaces.



L A Y L A

MARBLE COLLECTION

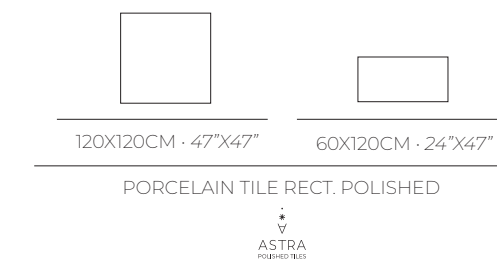
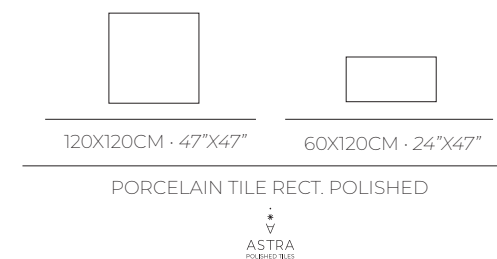
PORCELAIN

CREAM



Este bello mármol alicantino de suave tono crema destaca por su elegancia y sofisticación. Se distingue del resto de piedras por su grano compacto y su color cálido. Su versatilidad hace que combine muy bien con todo tipo de estilos, dando sutileza y buen gusto.

This beautiful marble from Alicante with a soft cream tone stands out because of its elegance and sophistication. It comes out as different to other stones thanks to its compact grain and warm color. Its versatility lets it combine with all types of styles, providing subtleness and good taste.






M U S S A H

MARBLE COLLECTION

PORCELAIN

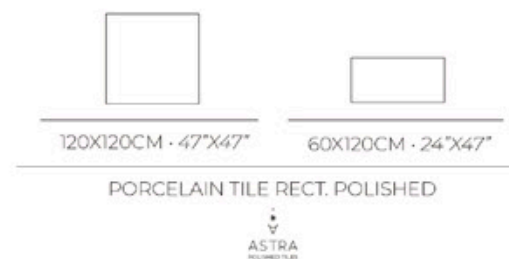
New

BLACK



Saint Laurent es un mármol negro que luce un bonito fondo cristalino con finas vetas blancas tocadas por ocasionales notas de color coral. Esta piedra natural de origen turco y nombre francés, ha sido considerada un clásico asociado al lujo y a la elegancia, pero en la actualidad es un material vanguardista que inspira misterio en ambientes que irradian una personalidad arrolladora.

Saint Laurent is a black marble that has a beautiful crystalline background with fine white veins touched by occasional notes of coral color. This natural stone of Turkish origin and French name, has been considered a classic associated with luxury and elegance, but today it is an avant-garde material that inspires mystery in environments that radiate an overwhelming personality.



P U R E E X P R E S S I O N

Sus discretas vetas doradas deslumbran la intensidad e irregularidad del fondo negro cautivando cualquier ambiente.

Its discreet golden veins dazzle the intensity and irregularity of the black background, captivating any environment.

El formato 120x120 cm es el resultado de un camino de investigación que relaciona la forma con el grafica y el acabado.

The 120x120 cm format is the result of a path of research that relates shape with graphics and finish.



PORCELAIN



O T E L L O

MARBLE COLLECTION

E X C L U S I V E A N D P O W E R F U L



N A I S

MARBLE COLLECTION

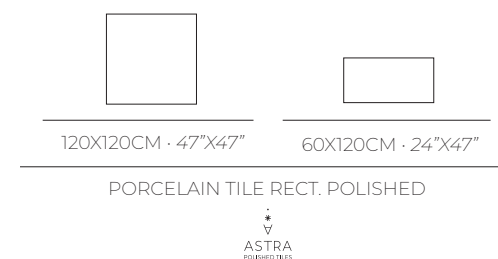
PORCELAIN

WHITE



El Capraia Breccia es un bello mármol blanco de Italia. Destaca por su cromatismo peculiar, en el que en un fondo blanco recorren vetas grises, negras y notas ambarinas. De cortes muy escogidos y perfecto movimiento de sus líneas, este material es capaz de engrandecer los espacios con una espectacular fuerza.

Capraia Breccia is a beautiful white marble from Italy. It stands out thanks to its particular chromatism in which grey and black veining with amber details goes along a white background. With very selected cuts and a perfect movement among its lines, this material can magnify spaces with plenty of strength.

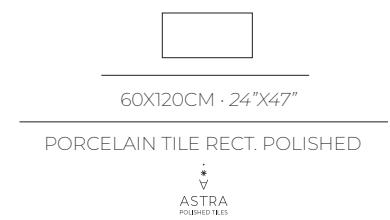


WHITE



Inspirado en el mármol invisible grey. Placas de colores blancas que sorprenden con vetas de diferentes tonos de grises que rompen el patrón y le dan un carácter exclusivo y poderoso. Cada escenario que visten lo convierten en solemne y refinado aportando luminosidad y originalidad.

Inspired by invisible gray marble. Surprising White colored plates with veins of different shades of gray that break the pattern and provide an exclusive and powerful role. Each stage they dress up makes it solemn and refined, providing luminosity and originality.






P U R I T Y

MARBLE COLLECTION

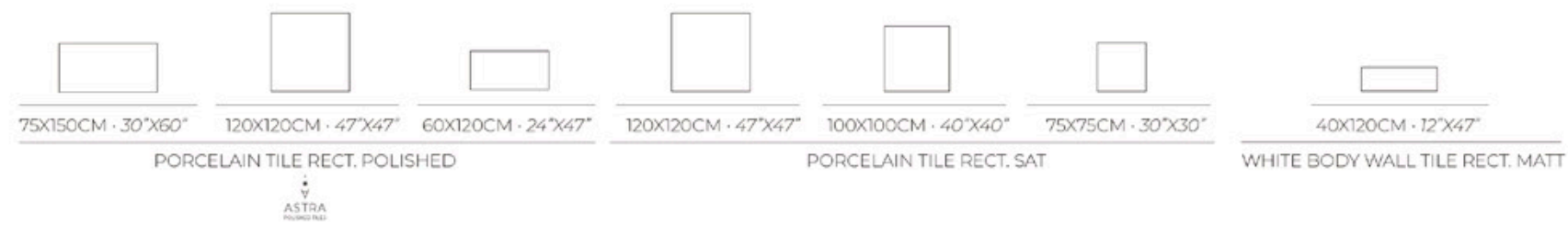

PORCELAIN



El Mármol Blanco Calacatta atrae por su pureza y su magia. Gráfica de cortes escogidos, con sus vetas en suaves tonos de grises que muestran degradados, recorren de manera suave la superficie y le confiere una personalidad capaz de atraer todas las miradas. Es un mármol esencial.

White Calacatta Marble has a magic and pure attractiveness. A graphic with selected cuts, soft grey veining which is degraded and distributed softly among the surface. All the looks will be attracted thanks to its personality. An essential marble.

WHITE





SABINE

MARBLE COLLECTION

WHITE



El Mármol Blanco Arabescato es de procedencia de la zona de Carrara. Sin duda uno de los más elegantes y distinguidos de todos, sus características vetas dibujan arabescos de color negro sobre fondo blanco que pueden variar enormemente dependiendo de la orientación del corte ofreciendo la posibilidad de crear diseños realmente fascinantes.

The White marble Arabescato comes from the Carrara area. A distinguished and elegant style, its particular veining draws black arabesque on a white background which might vary significantly depending on the cut orientation, offering the possibility to create very fascinating designs.




SABINE
PORCELAIN

CERSAIE 2021



WHITE



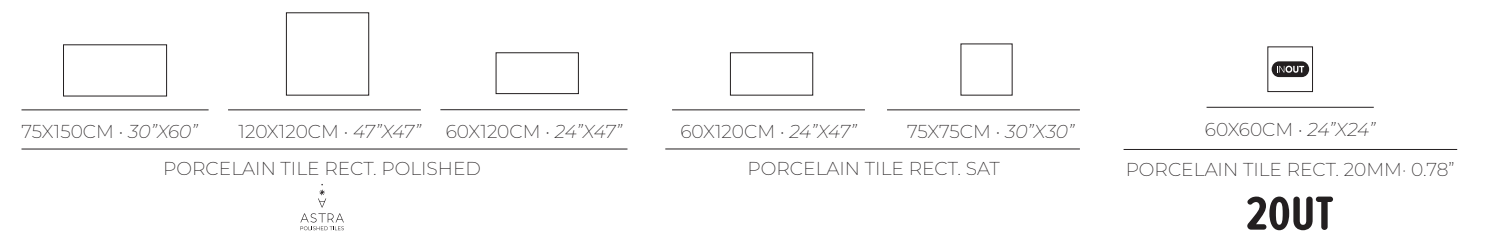
SQ WHITE



20UT
Outdoor solutions

El mármol blanco es sin duda uno de los más distinguidos y versátiles, es por ello que se traslada a las zona exterior, para llenar las terrazas, piscinas y jardines, del blanco universal. Sabine se presenta también en relieve de cuadros, para dar movimientos y crear zonas y combinaciones diferentes. El acabado inout consigue que los mármoles blancos puedan ser antideslicantes y limpiarse con facilidad.

White marble is undoubtedly one of the most distinguished and versatile, that is why it is transferred to the outdoor area, to fill the terraces, swimming pools and gardens, with universal white. Sabine is also presented in checkered relief, to give movements and create different areas and combinations. The INOUT finish makes white marbles slip resistant and easy to clean.





1 Sabine White 33,3x90CM MT Rect.
 2 Sabine White 33,3x90CM BR Rect
 Sabine CI White 33,3x90CM BR Rect




SABINE

WHITE BODY WALL TILE



WHITE



GLOSS / MATT

CI WHITE



GLOSS / MATT



33,3X90CM · 13"X36"

WHITE BODY WALL TILE RECT. MATT / GLOSS



SYMPHONY

CERSAIE 2021

PORCELAIN

WHITE



NOIR



* Only 60x120CM · 24"x47"

SYMPHONY

MARBLE COLLECTION

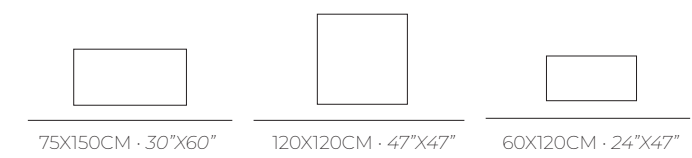
New



B L A C K & W H I T E

No hay nada más enigmático que el negro, pero son las extraordinarias vetas lo que embellece y hace inconfundible a este elegante mármol de Túnez. Las vetas blancas y doradas, regalan a Sahara Noir juegos sutiles de luces y sombras. Su presencia diseña entornos con un gusto exquisito y una elegancia excepcional donde es imposible ignorar su pura belleza por encima del resto. La versión invertida del mármol, da la pureza, y dota de luminosidad los espacios. Una vez mas, Black and White triunfa en todos los estilos.

There is nothing more enigmatic than black, but it is the extraordinary veins that embellish and make this elegant Tunisian marble unmistakable. The white and gold veins give Sahara Noir subtle interwines of light and shadow. Their presence designs environments with exquisite taste and exceptional elegance where it is impossible to ignore their sheer beauty above the rest. The inverted version of the marble, gives purity, and gives light to the spaces. Once again, Black and White triumph in all styles.



PORCELAIN TILE RECT. POLISHED



Atemporal, lujoso y versátil, puede funcionar tanto en los estilos más contemporáneos como en los más clásicos.

Timeless, luxurious and versatile, it can work in both the most contemporary and classic styles.



*Light
&
Shadow*

Diseña entornos con un gusto exquisito y una elegancia excepcional.

Design environments with exquisite taste and exceptional elegance



S h e e r B e a u t y



Symphony White 60x120CM - 24"x47" PUL Rect.
Symphony Noir 60x120CM - 24"x47" PUL Rect.




SUNSHINE

MARBLE COLLECTION

PORCELAIN

BLUE



EXPRESSIVITY

Mármol azul bahía procedente de Brasil, es uno de los más cotizados del mundo. Su explosión de color y su singular veteado le otorgan un carácter exótico y exclusivo. Destaca por su intensa expresividad y convierte cada espacio en único y original, al servicio de las tendencias más actuales e innovadoras.

Bay-Blue marble, original from Brazil and one of the most popular in the world. Its color explosion and personal veining give it an exotic and exclusive character. It stands out thanks to its intense expressivity and it turns every space into a unique area next to the most current and innovative trends.



60X120CM · 24"X47"

PORCELAIN TILE RECT. POLISHED



PORCELAIN




TRILOGY

MARBLE COLLECTION


P R E S T I G I O U S

BLACK



El prestigioso mármol italiano tiene una hermosa combinación de colores negro, crema y gris que combinan con finas vetas blancas. El origen de la piedra arabescato orobico black es del Valle Alta Brembana. Destaca por su gráfica salvaje, su gama cromática y su movimiento, dando al producto dinamismo y sofisticación.

The prestigious Italian marble has a beautiful combination of black, cream, and grey colors that find white veining. The origin of the stone arabescato orobico black is Alta Brembana Valley. It stands out thanks to its wild graphics, chromatic range, and movement, giving this product plenty of sophistication and dynamism.



120X120CM · 47"X47"



60X120CM · 24"X47"

PORCELAIN TILE RECT. POLISHED



Colores neutros trabaja-
dos gráficamente para
conseguir el contraste
buscado.

*Neutral colors graphically
developed to achieve the
desired contrast.*

*Concrete
with
polished
finish*






ELEMENTI

CONCRETE COLLECTION

Está destinado a ser la piel por excelencia de los espacios contemporáneos. Este diseño va mas allá del tradicional efecto de hormigón. A través de la atención en los detalles de la superficie y del destonificado de las piezas, se supera el minimalismo y se convierte en el protagonista de las miradas con una fuerte identidad.


This design goes beyond the traditional concrete effect. Thanks to the details on its surface and its de-toned graphic, it gets over minimalism and becomes the protagonist of all looks, owning a strong identity.



ELEMENTI

PORCELAIN


BEIGE



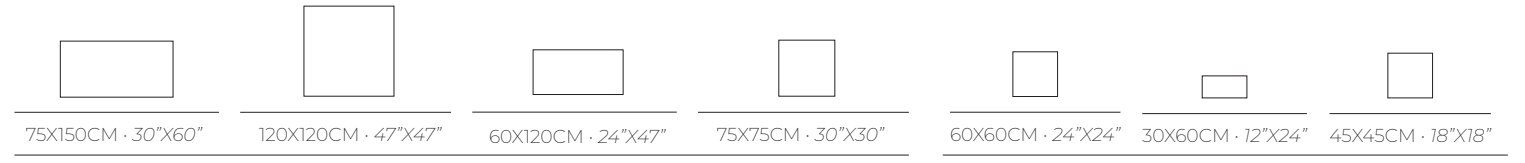
PEARL



GREY



GRAPHITE




PORCELAIN TILE RECT. MATT

PORCELAIN TILE MATT




RED BODY WALL TILE


BEIGE LIGHT



PEARL LIGHT



GREY LIGHT



BK WARM



BK COLD



RED BODY WALL TILE MATT



Inout
Aesthetic continuity
Inside & outside

1



3

33 REFERENCES · 8 SIZES · 4 COLORS

2 KINDS OF BODY · 3 SOLUTIONS



2

C H A R A C T E R



4

- 1 Elementi Grey 45x45CM · 18"x18" MT Inout
- 2 Elementi Graphite 60x120CM · 24"x47" MT Rect.
- Elementi Pearl 60x120CM · 24"x47" MT Rect.
- 3 Elementi Pearl 30x60CM · 12"x24" MT
- Elementi Grey 30x60CM · 12"x24" MT
- Elementi BK Cold 30x60CM · 12"x24" MT
- 4 Elementi Beige 75x150CM · 30"x60" MT Rect.
- Elementi Beige 120x120CM · 47"x47" MT Rect.



FLAX

CERSAIE 2021

PORCELAIN

CREAM



PEARL



GREY



FLAX

CONCRETE COLLECTION

New

Evoca el espíritu de un cemento vivo, cálido e innovador. Se trata de un aspecto sobrio y minimalista, suave al tacto, donde las irregularidades de los detalles gráficos se acompañan armoniosamente de un efecto creativo especial que aporta un juego de luces inconfundible. La colección reviste y da carácter al espacio, creando soluciones de decoración innovadoras y cosmopolitas.


It evokes the spirit of a living, warm and innovative cement. It is a sober and minimalist look, soft to the touch, where the irregularities of the graphic details are harmoniously accompanied by a special creative effect that provides an unmistakable light set. The collection dresses and gives character to the space, creating innovative and cosmopolitan decorative solutions.



120X120CM · 47"X47"



60X120CM · 24"X47"



120X120CM · 47"X47"



60X120CM · 24"X47"



75X75CM · 30"X30"



60X60CM · 24"X24"



30X60CM · 12"X24"

PORCELAIN TILE RECT. POLISHED

PORCELAIN TILE RECT. MATT





Una reinterpretación de las tendencias actuales de diseño con identidad propia. Un estilo contemporáneo que busca una cómoda base a la que dar carácter. Nos trae aire fresco, nos desata la creatividad individual y nos conduce a la imaginación, creando espacios de diseños.

A reinterpretation of current design trends with its own identity. A contemporary style that seeks a comfortable base to provide character. It brings us fresh air, unleashes individual creativity and leads us to imagination, creating design spaces.

- 1 Flax Cream 60x120CM · 24"x47" MT Rect.
- 2 Flax Cream 60x120CM · 24"x47" PUL Rect.
- 3 Flax Pearl 60x120CM · 24"x47" MT Rect.
Flax Grey 60x120CM · 24"x47" MT Rect.





Un tándem perfecto de materia y color.

A perfect tandem of matter and color.





G R A P H I C I N F O R M A T I O N

| SERIE NAME | COLECCIÓN COLLECTION | USO USE | TIPOLOGIA TYPE | FORMATO SIZE | ACABADO FINISH | REFERENCIA REFERENCE | GRUPO GROUP | GRÁFICAS GRAPHICS |
|-----------------------|------------------------|------------------------|-----------------------|---------------------|------------------------|---------------------------------|-----------------------|---------------------|
| ASTER | MÁRMOL MARBLE | PAVIMENTO FLOOR TILE | PORCELANICO PORCELAIN | 60X120R 24"x47"R | PULIDO POLISHED | P.E. PUL. ASTER WHITE | CASICS | 11 CARAS · 11 FACES |
| AUSTRAL | PIEDRA STONE | PAVIMENTO FLOOR TILE | PORCELANICO PORCELAIN | 120X120R 47"x47"R | PULIDO POLISHED | P.E. PUL. AUSTRAL PEARL | CAR7CS | 7 CARAS · 7 FACES |
| | | | | | | P.E. PUL. AUSTRAL GREY | CAR7CS | |
| | | | | | | P.E. PUL. AUSTRAL IVORY | CAR7CS | |
| | | | | | MATE MATT | P.E. AUSTRAL PEARL MT | CAR3ES | |
| | | | | | | P.E. AUSTRAL GREY MT | CAR3GS | |
| | | | | | | P.E. AUSTRAL IVORY MT | CAR3GS | |
| | | | | 60X120R 24"x47"R | PULIDO POLISHED | P.E. PUL. AUSTRAL PEARL | CASICS | 11 CARAS · 11 FACES |
| | | | | | | P.E. PUL. AUSTRAL GREY | CASICS | |
| | | | | | | P.E. PUL. AUSTRAL IVORY | CASICS | |
| | | | | | MATE MATT | P.E. AUSTRAL PEARL MT | CAN5ES | |
| | | | | | | P.E. AUSTRAL GREY MT | CAN5GS | |
| | | | | | | P.E. AUSTRAL IVORY MT | CAN5GS | |
| | | | | 75X75R 30"x30"R | MATE MATT | P.E. AUSTRAL PEARL MT | VAL5ES | 13 CARAS · 13 FACES |
| | | | | | | P.E. AUSTRAL GREY MT | VAL5GS | |
| | | | | | | P.E. AUSTRAL IVORY MT | VAL5GS | |
| | | | | | | 60X60R 24"x24"R | P.E. AUSTRAL PEARL MT | |
| P.E. AUSTRAL GREY MT | CAS5FCS | | | | | | | |
| P.E. AUSTRAL IVORY MT | CAS5FCS | | | | | | | |
| P.E. AUSTRAL PEARL MT | CASEBS | | | | | | | |
| 30X60R 12"x24"R | MATE MATT | P.E. AUSTRAL GREY MT | CASECS | 23 CARAS · 23 FACES | | | | |
| | | P.E. AUSTRAL IVORY MT | CASECS | | | | | |
| | | 75X150R 30"x60"R | PULIDO POLISHED | | P.E. PUL. BALTRA PEARL | CAR5CS | 9 CARAS · 9 FACES | |
| | | | | | P.E. PUL. BALTRA IVORY | CAR5CS | | |
| 120X120R 47"x47"R | P.E. PUL. BALTRA PEARL | | | CAR7CS | 9 CARAS · 9 FACES | | | |
| | P.E. PUL. BALTRA IVORY | | | CAR7CS | | | | |
| | 60X120R 24"x47"R | P.E. PUL. BALTRA PEARL | CASICS | 13 CARAS · 13 FACES | | | | |
| | | P.E. PUL. BALTRA IVORY | CASICS | | | | | |
| 75X75R 30"x30"R | | SATINADO SATIN | P.E. BALTRA PEARL SAT | | CAN5ES | 13 CARAS · 13 FACES | | |
| | | P.E. BALTRA IVORY SAT | CAN5ES | | | | | |
| | P.E. BALTRA PEARL SAT | VAL5ES | | | | | | |
| | P.E. BALTRA IVORY SAT | VAL5ES | | | | | | |
| BELLEVUE | PIEDRA STONE | PAVIMENTO FLOOR TILE | PORCELANICO PORCELAIN | 120X120R 47"x47"R | PULIDO POLISHED | P.E. PUL. BELLEVUE WHITE | CAR7CS | 7 CARAS · 7 FACES |
| | | | | | | P.E. PUL. BELLEVUE GREY | CAR7CS | |
| | | | | | | P.E. PUL. BELLEVUE GRAPHITE | CAR7GS | |
| | | | | | | P.E. PUL. BELLEVUE IVORY | CAR7CS | |
| | | | | | INOUT | P.E. PUL. BELLEVUE STONE | CAR7GS | |
| | | | | | | P.E. INOUT BELLEVUE WHITE MT | CAR3CS | |
| | | | | | | P.E. INOUT BELLEVUE GREY MT | CAR3CS | |
| | | | | | | P.E. INOUT BELLEVUE GRAPHITE MT | CAR3IS | |
| | | | | 60X120R 24"x47"R | PULIDO POLISHED | P.E. INOUT BELLEVUE IVORY MT | CAR3CS | 13 CARAS · 13 FACES |
| | | | | | | P.E. INOUT BELLEVUE STONE MT | CAR3IS | |
| | | | | | | P.E. PUL. BELLEVUE WHITE | CASICS | |
| | | | | | | P.E. PUL. BELLEVUE GREY | CASICS | |
| | | | | | | P.E. PUL. BELLEVUE GRAPHITE | CASIGS | |
| | | | | | | P.E. PUL. BELLEVUE IVORY | CASICS | |

I N F O R M A T I O N



| SERIE NAME | COLECCIÓN COLLECTION | USO USE | TIPOLOGIA TYPE | FORMATO SIZE | ACABADO FINISH | REFERENCIA REFERENCE | GRUPO GROUP | GRÁFICAS GRAPHICS |
|------------|----------------------|--------------------------------|-----------------------|---|-----------------|---|-------------|--|
| BELLEVUE | PIEDRA STONE | PAVIMENTO FLOOR TILE | PORCELANICO PORCELAIN | 60X120R 24"x47"R | PULIDO POLISHED | P.E. PUL. BELLEVUE STONE | CASIGS | 13 CARAS · 13 FACES |
| | | | | | | P.E. INOUT BELLEVUE WHITE MT | CAN5CS | |
| | | | | | | P.E. INOUT BELLEVUE GREY MT | CAN5CS | |
| | | | | | | P.E. INOUT BELLEVUE GRAPHITE MT | CAN5IS | |
| | | | | | | P.E. INOUT BELLEVUE IVORY MT | CAN5CS | |
| | | | | | | P.E. INOUT BELLEVUE STONE MT | CAN5IS | |
| | | | | 75X75R 30"x30"R | INOUT | P.E. INOUT BELLEVUE WHITE MT | VAL5CS | 13 CARAS · 13 FACES |
| | | | | | | P.E. INOUT BELLEVUE GREY MT | VAL5CS | |
| | | | | | | P.E. INOUT BELLEVUE GRAPHITE MT | VAL5IS | |
| | | | | | | P.E. INOUT BELLEVUE IVORY MT | VAL5CS | |
| | | | | | | P.E. INOUT BELLEVUE STONE MT | VAL5IS | |
| | | | | | | P.E. INOUT BELLEVUE WHITE MT | VAL5CS | |
| | | | | 60X60R 24"x24"R | INOUT | P.E. INOUT BELLEVUE GREY MT | VAL5IS | 7 LIENZOS 120x120 CM 7 CANVASES 47"x47" |
| | | | | | | P.E. INOUT BELLEVUE GRAPHITE MT | VAL5IS | |
| | | | | | | P.E. INOUT BELLEVUE IVORY MT | VAL5CS | |
| | | | | | | P.E. INOUT BELLEVUE STONE MT | VAL5IS | |
| | | | | | | P.E. INOUT BELLEVUE WHITE MT | CA5FAS | |
| | | | | | | P.E. INOUT BELLEVUE GREY MT | CA5FAS | |
| | | | | 60X60R (20MM) 24"x24"R (0,78") | 2OUT | P.E. INOUT PLUS BELLEVUE WHITE MT | CAN6BS | 13 CARAS · 13 FACES |
| | | | | | | P.E. INOUT PLUS BELLEVUE GREY | CAN6BS | |
| | | | | | | P.E. INOUT PLUS BELLEVUE GRAPHITE MT | CAN6DS | |
| | | | | | | P.E. INOUT PLUS BELLEVUE IVORY MT | CAN6BS | |
| | | | | 45X45 18"x18" | INOUT | P.E. INOUT BELLEVUE WHITE MT | VAINAS | 7 LIENZOS 120x120 CM 7 CANVASES 47"x47" |
| | | | | | | P.E. INOUT BELLEVUE GREY MT | VAINAS | |
| | | | | | | P.E. INOUT BELLEVUE GRAPHITE MT | VAINES | |
| | | | | | | P.E. INOUT BELLEVUE IVORY MT | VAINAS | |
| | | | | | | P.E. INOUT BELLEVUE STONE MT | VAINES | |
| | | | | | | P.E. INOUT BELLEVUE WHITE MT | VASCAS | |
| | | | | 30X60 12"x24" | INOUT | P.E. INOUT BELLEVUE GREY MT | VASCAS | |
| | | | | | | P.E. INOUT BELLEVUE GRAPHITE MT | VASCES | |
| | | | | | | P.E. INOUT BELLEVUE IVORY MT | VASCAS | |
| | | | | | | P.E. INOUT BELLEVUE STONE MT | VASCES | |
| | | G.ESP.ANTID. BELLEVUE GREY | BA4EGS | | | 14 LIENZOS 68x134 CM 14 CANVASES 27"x53" | | |
| | | G.ESP.ANTID. BELLEVUE GRAPHITE | BA4EIS | | | | | |
| | | G.ESP.ANTID. BELLEVUE IVORY | BA4EDS | | | | | |
| | | G.ESP.ANTID. BELLEVUE STONE | BA4EIS | | | | | |
| | | 33,3X33,3 13"x13" | MATE MATT | P.B. BELLEVUE WHITE LIGHT MT | UBO5EB | 11 CARAS · 11 FACES | | |
| | | | | P.B. BELLEVUE GREY LIGHT MT | UBO5FB | | | |
| | | | | P.B. BELLEVUE IVORY LIGHT MT | UBO5EB | | | |
| | | | | 33,3X90R 13"x36"R | MATE MATT | P.B. BELLEVUE TZ WHITE LIGHT MT | UBO5GR | 5 CARAS · 5 FACES |
| | | | | | | P.B. BELLEVUE TZ GREY LIGHT MT | UBO5IR | |
| | | | | | | P.B. BELLEVUE TZ IVORY LIGHT MT | UBO5GR | |
| | | 30X60 12"x24" | MATE MATT | BELLEVUE WHITE LIGHT MT | AB5CFS | 14 LIENZOS 68x134 CM 14 CANVASES 27"x53" | | |
| | | | | BELLEVUE GREY LIGHT MT | AB5CFS | | | |
| | | | | BELLEVUE IVORY LIGHT MT | AB5CFS | | | |
| | | | | 30X60 12"x24" | MATE MATT | BELLEVUE PI WHITE LIGHT MT | AB5CIS | 5 CARAS · 5 FACES |
| | | | | | | BELLEVUE PI GREY LIGHT MT | AB5CIS | |
| | | | | | | BELLEVUE PI IVORY LIGHT MT | AB5CIS | |



| SERIE NAME | COLECCIÓN COLLECTION | USO USE | TIPOLOGIA TYPE | FORMATO SIZE | ACABADO FINISH | REFERENCIA REFERENCE | GRUPO GROUP | GRÁFICAS GRAPHICS | | | |
|---|----------------------|--|-----------------------|-----------------------|-----------------|----------------------------------|-------------|--|--------------------------------|--------|-------------------|
| BLAZE | MADERA WOOD | PAVIMENTO FLOOR TILE | PORCELANICO PORCELAIN | 30X150R 12"x60"R | MATE MATT | P.E. BLAZE HAYA MT | CAN3ES | 13 CARAS · 13 FACES | | | |
| | | | | | | P.E. BLAZE ROBLE MT | CAN3IS | | | | |
| | | | | | | P.E. BLAZE NATURAL MT | CAN3ES | | | | |
| | | | | | | P.E. BLAZE NOGAL MT | CAN3KS | | | | |
| | | | | | | P.E. BLAZE HAYA MT | VAH4ES | | | | |
| | | | | | | P.E. BLAZE ROBLE MT | VAH4IS | | | | |
| | | | | 23X120R 9"x47"R | MATE MATT | P.E. BLAZE NATURAL MT | VAH4ES | 17 CARAS · 17 FACES | | | |
| | | | | | | P.E. BLAZE NOGAL MT | VAH4JS | | | | |
| | | | | | | 60X120R 24"x47"R | INOUT | | P.E. INOUT BLOCS PORFIDO SMOKE | CAN5KS | 5 CARAS · 5 FACES |
| | | | | | | | | | P.E. INOUT BLOCS SLATE NATURAL | CAN5KS | |
| | | | | | | | | | P.E. INOUT BLOCS MATRICE COLD | CAN5KS | |
| | | | | | | | | | P.E. INOUT BLOCS MATRICE WARM | CAN5KS | |
| 60X120R 24"x47"R | INOUT | P.E. INOUT BLOCS COTTO NATURAL | CAN5KS | | | | | | | | |
| | | P.E. INOUT BLOCS MARBLE WHITE | CAN5IS | | | | | | | | |
| CALIOPE | PIEDRA STONE | PAVIMENTO FLOOR TILE | PORCELANICO PORCELAIN | 60X120R 24"x47"R | PULIDO POLISHED | P.E. PUL. CALIOPE WHITE | CASICS | 1 LIENZO 660X132 CM 1 CANVAS 260"x52" | | | |
| | | | | | | P.E. PUL. CALIOPE PEARL | CASICS | | | | |
| | | | | | | P.E. PUL. CALIOPE BEIGE | CASICS | | | | |
| | | | | | | P.E. PUL. CALIOPE NATURAL | CASICS | | | | |
| | | | | | | P.E. INOUT CALIOPE WHITE MT | CAN5ES | | | | |
| | | | | | | P.E. INOUT CALIOPE PEARL MT | CAN5ES | | | | |
| | | | | 60X60R 24"x24"R | INOUT | P.E. INOUT CALIOPE BEIGE MT | CAN5ES | | | | |
| | | | | | | P.E. INOUT CALIOPE NATURAL MT | CAN5ES | | | | |
| | | | | | | P.E. INOUT CALIOPE WHITE MT | CA5FBS | | | | |
| | | | | | | P.E. INOUT CALIOPE PEARL MT | CA5FBS | | | | |
| | | | | | | P.E. INOUT CALIOPE BEIGE MT | CA5FBS | | | | |
| | | | | | | P.E. INOUT CALIOPE NATURAL MT | CA5FBS | | | | |
| | | | | 30X60R 12"x24"R | INOUT | P.E. INOUT CALIOPE WHITE MT | CA5EBS | | | | |
| | | | | | | P.E. INOUT CALIOPE PEARL MT | CA5EBS | | | | |
| | | | | | | P.E. INOUT CALIOPE BEIGE MT | CA5EBS | | | | |
| | | | | | | P.E. INOUT CALIOPE NATURAL MT | CA5EBS | | | | |
| | | | | | | P.E. INOUT PLUS CALIOPE WHITE MT | CAN6BS | | | | |
| | | | | | | P.E. INOUT PLUS CALIOPE PEARL MT | CAN6BS | | | | |
| 60X60R (20MM) 24"x24"R (0,78") | 2OUT | P.E. INOUT PLUS CALIOPE BEIGE MT | CAN6BS | | | | | | | | |
| | | P.E. INOUT PLUS CALIOPE NATURAL MT | CAN6CS | | | | | | | | |
| | | P.E. INOUT PLUS CALIOPE CZ BEIGE MT | CAN6DS | | | | | | | | |
| | | P.E. INOUT PLUS CALIOPE CZ NATURAL MT | CAN6ES | | | | | | | | |
| | | P.E. INOUT PLUS CALIOPE CZ CROSS WARM MT | CAN6DS | | | | | | | | |
| | | P.E. INOUT PLUS CALIOPE CZ EQUILIBRIUM WARM MT | CAN6DS | | | | | | | | |
| 75X150R 30"x60"R | PULIDO POLISHED | P.E. PUL. CAMILE GOLD | CAR5CS | 11 CARAS · 11 FACES | | | | | | | |
| | | P.E. PUL. CAMILE GOLD | CAR7CS | | | | | | | | |
| | | 120X120R 47"x47"R | SATINADO SATIN | P.E. CAMILE GOLD SAT | CAR3ES | 9 CARAS · 9 FACES | | | | | |
| | | | | P.E. CAMILE GOLD SAT | CAR3ES | | | | | | |
| | | 120X120R 47"x47"R | PULIDO POLISHED | P.E. PUL. CAMILE GOLD | CASICS | 13 CARAS · 13 FACES | | | | | |
| | | | | P.E. PUL. CAMILE BLUE | CASICS | | | | | | |
| 60X120R 24"x47"R | PULIDO POLISHED | P.E. CAMILE GOLD SAT | CAN5ES | | | | | | | | |
| | | P.E. CAMILE GOLD SAT | CAN5ES | | | | | | | | |
| 60X60R 24"x24"R | SATINADO SATIN | P.E. CAMILE GOLD SAT | CA5FBS | 17 CARAS · 17 FACES | | | | | | | |
| | | P.E. CAMILE GOLD SAT | CA5FBS | | | | | | | | |
| 30X60R 12"x24"R | SATINADO SATIN | P.E. CAMILE GOLD SAT | CA5EBS | 19 CARAS · 19 FACES | | | | | | | |
| | | P.E. CAMILE GOLD SAT | CA5EBS | | | | | | | | |



| SERIE NAME | COLECCIÓN COLLECTION | USO USE | TIPOLOGIA TYPE | FORMATO SIZE | ACABADO FINISH | REFERENCIA REFERENCE | GRUPO GROUP | GRÁFICAS GRAPHICS | | | | | | | |
|---|----------------------|----------------------|-----------------------|--------------------------------|---------------------------------|--------------------------------|---|---|-----------------------|-----------------------|--------------------------------|---------------------|-------------------------------------|---------------------------------------|---------------------|
| CIVIC | MADERA WOOD | PAVIMENTO FLOOR TILE | PORCELANICO PORCELAIN | 23X120R 9"x47"R | INOUT | P.E. INOUT CIVIC WHITE MT | VAH4ES | 19 CARAS · 19 FACES | | | | | | | |
| | | | | | | P.E. INOUT CIVIC CENERE MT | VAH4GS | | | | | | | | |
| | | | | | | P.E. INOUT CIVIC ROBLE MT | VAH4IS | | | | | | | | |
| | | | | | | P.E. INOUT CIVIC BROWN MT | VAH4GS | | | | | | | | |
| | | | | 15X90 6"x36" | | P.E. INOUT CIVIC WHITE MT | CAJ4GS | 23 CARAS · 23 FACES | | | | | | | |
| | | | | | | P.E. INOUT CIVIC CENERE MT | CAJ4GS | | | | | | | | |
| | | | | | | P.E. INOUT CIVIC ROBLE MT | CAJ4IS | | | | | | | | |
| | | | | | | P.E. INOUT CIVIC BROWN MT | CAJ4IS | | | | | | | | |
| COMODO | CEMENTO CONCRETE | PAVIMENTO FLOOR TILE | PORCELANICO PORCELAIN | 120X120R 47"x47"R | PULIDO POLISHED | P.E.PUL. COMODO PEARL | CAR7CS | 9 CARAS · 9 FACES | | | | | | | |
| | | | | | | P.E.PUL. COMODO GREY | CAR7CS | | | | | | | | |
| | | | | | | P.E.PUL. COMODO BEIGE | CAR7CS | | | | | | | | |
| | | | | | | P.E.PUL. COMODO PEARL | CASICS | | | | | | | | |
| | | | | 60X120R 24"x47"R | | P.E.PUL. COMODO GREY | CASICS | 11 CARAS · 11 FACES | | | | | | | |
| | | | | | | P.E.PUL. COMODO BEIGE | CASICS | | | | | | | | |
| | | | | | | COTTO | RÚSTICO RUSTIC | | PAVIMENTO FLOOR TILE | PORCELANICO PORCELAIN | 60X60R (20MM) 24"x24"R (0,78") | 2OUT | P.E. INOUT PLUS COTTO NATURAL MT | CAN6CS | 11 CARAS · 11 FACES |
| | | | | | | | | | | | | | P.E. INOUT PLUS COTTO SQ NATURAL MT | CAN6DS | 5 CARAS · 5 FACES |
| P.E. INOUT PLUS COTTO SQ DECOR NATURAL MT | CAN6ES | | | | | | | | | | | | | | |
| CRISP | PIEDRA STONE | PAVIMENTO FLOOR TILE | PORCELANICO PORCELAIN | 60X120R 24"x47"R | PULIDO POLISHED | | | P.E. PUL. CRISP WHITE | | | | | CASICS | 11 CARAS · 11 FACES | |
| | | | | | | | | P.E. PUL. CRISP GRAPHITE | | | | | CASIGS | | |
| | | | | | | | | P.E. PUL. CRISP BEIGE | | | | | CASICS | | |
| | | | | | | | | P.E. PUL. CRISP_XL WHITE | | | | | CASICS | | |
| | | | | | MATE MATT | | | P.E. PUL. CRISP_XL GRAPHITE | | | | | CASIGS | | |
| | | | | | | P.E. PUL. CRISP_XL BEIGE | CASICS | | | | | | | | |
| | | | | | | P.E. CRISP_XL WHITE MT | CAN5GS | | | | | | | | |
| | | | | | | P.E. CRISP_XL GRAPHITE MT | CAN5IS | | | | | | | | |
| P.E. CRISP_XL BEIGE MT | CAN5GS | | | | | | | | | | | | | | |
| CUPID | MÁRMOL MARBLE | PAVIMENTO FLOOR TILE | PORCELANICO PORCELAIN | 60X120R 24"x47"R | PULIDO POLISHED | P.E. PUL. CUPID PEARL | CASICS | 11 LIENZOS 66x132 CM 11 LIENZOS 26"x52" | | | | | | | |
| | | | | | | P.E. PUL. CUPID CREAM | CASICS | | | | | | | | |
| | | | | | | 60X60R 24"x24"R | P.E. INOUT CUPID PEARL MT | | CASFBS | | | | | | |
| | | | | | | | P.E. INOUT CUPID CREAM MT | | CASFBS | | | | | | |
| | | | | 30X60 12"x24" | | | P.E. INOUT CUPID PEARL MT | | VASCBS | | | | | | |
| | | | | | | | P.E. INOUT CUPID CREAM MT 30X60 · 12"x24" | | VASCBS | | | | | | |
| | | | | 60X60R (20MM) 24"x24"R (0,78") | | P.E. INOUT PLUS CUPID PEARL MT | CAN6CS | | | | | | | | |
| | | | | | | P.E. INOUT PLUS CUPID CREAM MT | CAN6CS | | | | | | | | |
| ELEMENTI | CEMENTO CONCRETE | PAVIMENTO FLOOR TILE | PORCELANICO PORCELAIN | 75X75R 30"x30"R | MATE MATT | P.E. ELEMENTI PEARL MT | VAL5ES | 1 LIENZO 660X132 CM 1 CANVAS 260"x52" | | | | | | | |
| | | | | | | P.E. ELEMENTI GREY MT | VAL5ES | | | | | | | | |
| | | | | | | P.E. ELEMENTI GRAPHITE MT | VAL5GS | | | | | | | | |
| | | | | | | P.E. ELEMENTI BEIGE MT | VAL5ES | | | | | | | | |
| | | | | | | 60X60 24"x24" | P.E. INOUT ELEMENTI PEARL MT | | VA6PBS | | | | | | |
| | | | | | | | P.E. INOUT ELEMENTI GREY MT | | VA6PBS | | | | | | |
| | | | | | | | P.E. INOUT ELEMENTI GRAPHITE MT | | VA6PCS | | | | | | |
| | | | | | | | P.E. INOUT ELEMENTI BEIGE MT | | VA6PBS | | | | | | |
| | | | | 30X60 12"x24" | P.E. INOUT ELEMENTI PEARL MT | VASCBS | | | | | | | | | |
| | | | | | P.E. INOUT ELEMENTI GREY MT | VASCBS | | | | | | | | | |
| | | | | | P.E. INOUT ELEMENTI GRAPHITE MT | VASCDS | | | | | | | | | |
| | | | | | P.E. INOUT ELEMENTI BEIGE MT | VASCBS | | | | | | | | | |
| | | | | 45X45 18"x18" | P.E. INOUT ELEMENTI PEARL MT | VA1NCS | | | | | | | | | |
| | | | | | P.E. INOUT ELEMENTI GREY MT | VA1NCS | | | | | | | | | |
| | | | | | P.E. INOUT ELEMENTI GRAPHITE MT | VA1NDS | | | | | | | | | |
| | | | | | P.E. INOUT ELEMENTI BEIGE MT | VA1NCS | | | | | | | | | |
| REVESTIMIENTO WALL TILE | PASTA ROJA RED BODY | 30X60 12"x24" | MATE MATT | ELEMENTI PEARL LIGHT MT | AB5CHS | | | | | | | | | | |
| | | | | ELEMENTI GREY LIGHT MT | AB5CHS | | | | | | | | | | |
| | | | | ELEMENTI BEIGE LIGHT MT | AB5CHS | | | | | | | | | | |
| | | | | ELEMENTI BK COLD MT | AB5CIS | | | | | | | | | | |
| | | | | ELEMENTI BK WARM MT | AB5CIS | | | | | | | | | | |
| EVEN | MÁRMOL MARBLE | PAVIMENTO FLOOR TILE | PORCELANICO PORCELAIN | 75X150R 30"x60"R | SATINADO SATIN | P.E. EVEN WHITE SAT | CAR2IS | 11 CARAS · 11 CARAS | | | | | | | |
| | | | | | | 120X120R 47"x47"R | P.E. EVEN WHITE SAT | CAR3IS | 9 CARAS · 9 FACES | | | | | | |
| | | | | | | 60X120R 24"x47"R | P.E. EVEN WHITE SAT | CAN5IS | 13 CARAS · 13 FACES | | | | | | |
| FIORLAND | MÁRMOL MARBLE | PAVIMENTO FLOOR TILE | PORCELANICO PORCELAIN | 60X120R 24"x47"R | PULIDO POLISHED | P.E. PUL. FIORLAND WHITE | CASICS | 11 CARAS · 11 FACES | | | | | | | |
| | | | | | | FLAX | CEMENTO CONCRETE | PAVIMENTO FLOOR TILE | PORCELANICO PORCELAIN | 120X120R 47"x47"R | PULIDO POLISHED | P.E.PUL. FLAX PEARL | CAR7CS | 3 LIENZOS 120X240 CM 3 CANVAS 47"x94" | |
| P.E.PUL. FLAX GREY | CAR7CS | | | | | | | | | | | | | | |
| P.E.PUL. FLAX CREAM | CAR7CS | | | | | | | | | | | | | | |
| P.E. FLAX PEARL MT | CAR3GS | | | | | | | | | | | | | | |
| MATE MATT | P.E. FLAX GREY MT | CAR3IS | | | | | | | | | | | | | |
| | P.E. FLAX CREAM MT | CAR3IS | | | | | | | | | | | | | |
| | 60X120R 24"x47"R | P.E.PUL. FLAX PEARL | CASICS | | | | | | | | | | | | |
| | | P.E.PUL. FLAX GREY | CASICS | | | | | | | | | | | | |
| P.E.PUL. FLAX CREAM | | CASICS | | | | | | | | | | | | | |
| 75X75R 30"x30"R | | PULIDO POLISHED | P.E. FLAX PEARL MT | CAN5GS | | | | | | | | | | | |
| | P.E. FLAX GREY MT | | CAN5IS | | | | | | | | | | | | |
| | P.E. FLAX CREAM MT | | CAN5IS | | | | | | | | | | | | |
| | P.E. FLAX PEARL MT | | VAL5GS | | | | | | | | | | | | |
| | MATE MATT | P.E. FLAX GREY MT | VAL5IS | | | | | | | | | | | | |
| | | P.E. FLAX CREAM MT | VAL5IS | | | | | | | | | | | | |
| | | 60X60R 24"x24"R | P.E. FLAX PEARL MT | CASFCS | | | | | | | | | | | |
| | | | P.E. FLAX GREY MT | CASFDS | | | | | | | | | | | |
| P.E. FLAX CREAM MT | CASFDS | | | | | | | | | | | | | | |
| P.E. FLAX PEARL MT | CASECS | | | | | | | | | | | | | | |
| 30X60R 12"x24"R | P.E. FLAX GREY MT | CASEDS | | | | | | | | | | | | | |



| SERIE NAME | COLECCIÓN COLLECTION | USO USE | TIPOLOGIA TYPE | FORMATO SIZE | ACABADO FINISH | REFERENCIA REFERENCE | GRUPO GROUP | GRÁFICAS GRAPHICS |
|------------|----------------------|---------|----------------|--------------|----------------|----------------------|-------------|-------------------|
|------------|----------------------|---------|----------------|--------------|----------------|----------------------|-------------|-------------------|



| SERIE NAME | COLECCIÓN COLLECTION | USO USE | TIPOLOGIA TYPE | FORMATO SIZE | ACABADO FINISH | REFERENCIA REFERENCE | GRUPO GROUP | GRÁFICAS GRAPHICS | | | | | |
|------------|----------------------|------------------------------------|---|----------------------|-----------------------|-------------------------------|-------------------------|--|-------------------|---------------------|------------------------------------|--------|---------------------|
| FLAX | CEMENTO CONCRETE | PAVIMENTO FLOOR TILE | PORCELANICO PORCELAIN | 30X60R 12"x24"R | MATE MATT | P.E. FLAX CREAM MT | CA5EDS | 3 LIENZOS 120X240 CM 3 CANVASES 47"x94" | | | | | |
| FREEDOM | METÁLICO METALLIC | PAVIMENTO FLOOR TILE | PORCELANICO PORCELAIN | 120X120R 47"x47"R | PULIDO POLISHED | P.E.PUL. FREEDOM PEARL | CAR7CS | 11 CARAS · 11 FACES | | | | | |
| | | | | | | P.E.PUL. FREEDOM GREY | CAR7CS | | | | | | |
| | | | | | | P.E.PUL. FREEDOM BLACK | CAR7GS | | | | | | |
| | | | | | | P.E.PUL. FREEDOM OXIDO | CAR7GS | | | | | | |
| | | | | | | M.C. FREEDOM PEARL MT | YA0R3A | | | | | | |
| | | | | | | M.C. FREEDOM GREY MT | YA2R3A | | | | | | |
| | | | PORCELANICO MASA COLOR COLOR BODY PORCELAIN | MATE MATT | M.C. FREEDOM BLACK MT | YA5R3D | | | | | | | |
| | | | | | M.C. FREEDOM OXIDO MT | YA5R3D | | | | | | | |
| | | | | | PORCELANICO PORCELAIN | 60X120R 24"x47"R | PULIDO POLISHED | P.E.PUL. FREEDOM PEARL | CAS1CS | 13 CARAS · 13 FACES | | | |
| | | | | | | | | P.E.PUL. FREEDOM GREY | CAS1CS | | | | |
| | | | | | | | | P.E.PUL. FREEDOM BLACK | CAS1GS | | | | |
| | | | | | | | | P.E.PUL. FREEDOM OXIDO | CAS1GS | | | | |
| GLAMSTONE | PIEDRA STONE | PAVIMENTO FLOOR TILE | PORCELANICO PORCELAIN | 120X120R 47"x47"R | INOUT | P.E. INOUT GLAMSTONE WHITE MT | CAR3ES | 2 LIENZOS 120X320 CM 2 CANVASES 47"x126" | | | | | |
| | | | | | | P.E. INOUT GLAMSTONE GREY MT | CAR3ES | | | | | | |
| | | | | | | P.E. INOUT GLAMSTONE BEIGE MT | CAR3ES | | | | | | |
| | | | | | | P.E. INOUT GLAMSTONE BROWN MT | CAR3GS | | | | | | |
| | | | | | | P.E. INOUT GLAMSTONE WHITE MT | CAN5ES | | | | | | |
| | | | | | | P.E. INOUT GLAMSTONE GREY MT | CAN5ES | | | | | | |
| | | | | 60X120R 24"x47"R | | P.E. INOUT GLAMSTONE BEIGE MT | CAN5ES | | | | | | |
| | | | | | | P.E. INOUT GLAMSTONE BROWN MT | CAN5GS | | | | | | |
| | | | | | | P.E. INOUT GLAMSTONE WHITE MT | VAL5ES | | | | | | |
| | | | | | | P.E. INOUT GLAMSTONE GREY MT | VAL5ES | | | | | | |
| | | | | | | P.E. INOUT GLAMSTONE BEIGE MT | VAL5ES | | | | | | |
| | | | | | | P.E. INOUT GLAMSTONE BROWN MT | VAL5GS | | | | | | |
| | | | | 75X75R 30"x30"R | | P.E. INOUT GLAMSTONE COLD MT | VAL5ES | | | | | | |
| | | | | | | P.E. INOUT GLAMSTONE WARM MT | VAL5ES | | | | | | |
| | | | | | | REVESTIMIENTO WALL TILE | PASTA BLANCA WHITE BODY | | 33,3X90R 13"x36"R | MATE MATT | P.B. GLAMSTONE WHITE LIGHT MT | UB05CB | 13 CARAS · 13 FACES |
| | | | | | | | | | | | P.B. GLAMSTONE GREY LIGHT MT | UB05CB | |
| | | | | | | | | | | | P.B. GLAMSTONE BEIGE LIGHT MT | UB05CB | |
| | | | | | | | | | | | P.B. GLAMSTONE RY90 WHITE LIGHT MT | UB05ER | |
| | | P.B. GLAMSTONE RY90 GREY LIGHT MT | UB05ER | | | | | | | | | | |
| | | P.B. GLAMSTONE RY90 BEIGE LIGHT MT | UB05ER | | | | | | | | | | |
| | | HALDUS | MÁRMOL MARBLE | PAVIMENTO FLOOR TILE | PORCELANICO PORCELAIN | 60X120R 24"x47"R | PULIDO POLISHED | P.E.PUL.HALDUS GREY | CAS1CS | 13 CARAS · 13 FACES | | | |
| | | | | | | | | P.E.PUL.HALDUS CREAM | CAS1CS | | | | |
| | | IBON | PIEDRA STONE | PAVIMENTO FLOOR TILE | PORCELANICO PORCELAIN | 60X120R 24"x47"R | PULIDO POLISHED | P.E.PUL.IBON ACERO | CAS1CS | 13 CARAS · 13 FACES | | | |
| | | JEWELS | MÁRMOL MARBLE | PAVIMENTO FLOOR TILE | PORCELANICO PORCELAIN | 60X120R 24"x47"R | PULIDO POLISHED | P.E.PUL. JEWELS BLACK | CAS1KS | 11 CARAS · 11 FACES | | | |
| JOLIE | MÁRMOL MARBLE | PAVIMENTO FLOOR TILE | PORCELANICO PORCELAIN | 75X150R 30"x60"R | PULIDO POLISHED | P.E.PUL. JOLIE COLD | CAR5CS | 11 CARAS · 11 FACES | | | | | |
| | | | | 75X150R 30"x60"R | | CAR5CS | 11 CARAS · 11 FACES | | | | | | |
| | MÁRMOL MARBLE | PAVIMENTO FLOOR TILE | PORCELANICO PORCELAIN | 120X120R 47"x47"R | PULIDO POLISHED | P.E.PUL. JOLIE WARM | CAR5CS | 7 CARAS · 7 FACES | | | | | |
| | | | | | | CAR5CS | | | | | | | |
| | | | | | | CAR7CS | | | | | | | |
| | | | | | | CAR7CS | | | | | | | |
| | | | 60X120R 24"x47"R | | P.E.PUL. JOLIE COLD | CAS1CS | 11 CARAS · 11 FACES | | | | | | |
| | | | P.E.PUL. JOLIE WARM | CAS1CS | | | | | | | | | |
| KAIRA | MÁRMOL MARBLE | PAVIMENTO FLOOR TILE | PORCELANICO PORCELAIN | 120X120R 47"x47"R | PULIDO POLISHED | P.E.PUL. KAIRA WHITE | CAR7CS | 9 CARAS · 9 FACES | | | | | |

| SERIE NAME | COLECCIÓN COLLECTION | USO USE | TIPOLOGIA TYPE | FORMATO SIZE | ACABADO FINISH | REFERENCIA REFERENCE | GRUPO GROUP | GRÁFICAS GRAPHICS |
|---------------|----------------------|----------------------|-----------------------|--------------------------------|-----------------|--|-------------|--|
| KAIRA | MÁRMOL MARBLE | PAVIMENTO FLOOR TILE | PORCELANICO PORCELAIN | 60X120R 24"x47"R | PULIDO POLISHED | P.E.PUL. KAIRA WHITE | CAS1CS | 13 CARAS · 13 FACES |
| | | | | 60X60R 24"x24"R | SATINADO SATIN | P.E. KAIRA WHITE SAT | CA5FBS | 13 CARAS · 13 FACES |
| | | | | 30X60R 12"x24"R | | P.E. KAIRA WHITE SAT | CA5EBS | 17 CARAS · 17 FACES |
| LAYLA | MÁRMOL MARBLE | PAVIMENTO FLOOR TILE | PORCELANICO PORCELAIN | 120X120R 47"x47"R | PULIDO POLISHED | P.E.PUL. LAYLA CREAM | CAR7CS | 7 CARAS · 7 FACES |
| | | | | 60X120R 24"x47"R | | P.E.PUL. LAYLA CREAM | CAS1CS | 13 CARAS · 13 FACES |
| MATRICE | CEMENTO CONCRETE | PAVIMENTO FLOOR TILE | PORCELANICO PORCELAIN | 60X120R 24"x47"R | INOUT | P.E. INOUT MATRICE WHITE MT | CAN5ES | 9 CARAS · 9 FACES |
| | | | | | | P.E. INOUT MATRICE GREY MT | CAN5ES | |
| | | | | | | P.E. INOUT MATRICE TAUPE MT | CAN5GS | |
| | | | | 23X120R 9"x47"R | | P.E. INOUT MATRICE WHITE MT | VAH4ES | 9 LIENZOS 60X120 CM 9 CANVASES 24"x47" |
| | | | | | | P.E. INOUT MATRICE GREY MT | VAH4ES | |
| | | | | | | P.E. INOUT MATRICE TAUPE MT | VAH4GS | |
| MAVERICK | PIEDRA STONE | PAVIMENTO FLOOR TILE | PORCELANICO PORCELAIN | 60X60R (20MM) 24"x24"R (0,78") | 2OUT | P.E. ANTID. C3 PLUS MAVERICK BONE MT | CAN6CS | 11 CARAS · 11 FACES |
| MEROPE | MÁRMOL MARBLE | PAVIMENTO FLOOR TILE | PORCELANICO PORCELAIN | 120X120R 47"x47"R | PULIDO POLISHED | P.E.PUL. MEROPE COLD | CAR7CS | 9 CARAS · 9 FACES |
| | | | | | | P.E.PUL. MEROPE WARM | CAR7CS | |
| | | | | 60X120R 24"x47"R | | P.E.PUL. MEROPE COLD | CAS1CS | |
| | | | | | | P.E.PUL. MEROPE WARM | CAS1CS | |
| MIXSLATE | PIEDRA STONE | PAVIMENTO FLOOR TILE | PORCELANICO PORCELAIN | 60X60R (20MM) 24"x24"R (0,78") | 2OUT | P.E. INOUT PLUS MIXSLATE SQ NATURAL MT | CAN6ES | 5 CARAS · 5 FACES |
| MUSSAH | MÁRMOL MARBLE | PAVIMENTO FLOOR TILE | PORCELANICO PORCELAIN | 75X150R 30"x60"R | PULIDO POLISHED | P.E.PUL. MUSSAH BLACK | CAR5KS | 11 CARAS · 11 FACES |
| | | | | 120X120R 47"x47"R | | P.E.PUL. MUSSAH BLAC | CAR7KS | 9 CARAS · 9 FACES |
| | | | | 60X120R 24"x47"R | | P.E.PUL. MUSSAH BLACK | CAS1KS | 13 CARAS · 13 FACES |
| NAIS | MÁRMOL MARBLE | PAVIMENTO FLOOR TILE | PORCELANICO PORCELAIN | 120X120R 47"x47"R | PULIDO POLISHED | P.E.PUL. NAIS WHITE | CAR7CS | 9 CARAS · 9 FACES |
| | | | | 60X120R 24"x47"R | | P.E.PUL. NAIS WHITE | CAS1CS | 13 CARAS · 13 FACES |
| OLSON | MADERA WOOD | PAVIMENTO FLOOR TILE | PORCELANICO PORCELAIN | 23X120 9"x47" | INOUT | P.E. INOUT OLSON SKY MT | VAB5ES | 17 CARAS · 17 FACES |
| | | | | | | P.E. INOUT OLSON ALMOND MT | VAB5ES | |
| | | | | | | P.E. INOUT OLSON WALNUT MT | VAB5GS | |
| | | | | | | P.E. INOUT OLSON BROWN MT | VAB5GS | |
| | | | | 15X90 6"x36" | | P.E. INOUT OLSON SKY MT | CAJ4ES | 23 CARAS · 23 FACES |
| | | | | | | P.E. INOUT OLSON ALMOND MT | CAJ4ES | |
| | | | | | | P.E. INOUT OLSON WALNUT MT | CAJ4GS | |
| | | | | | | P.E. INOUT OLSON BROWN MT | CAJ4IS | |
| OTELLO | PIEDRA STONE | PAVIMENTO FLOOR TILE | PORCELANICO PORCELAIN | 60X120R 24"x47"R | PULIDO POLISHED | P.E.PUL. OTELLO WHITE | CAS1CS | 11 CARAS · 11 FACES |
| PLASTER | CEMENTO CONCRETE | PAVIMENTO FLOOR TILE | PORCELANICO PORCELAIN | 60X60R (20MM) 24"x24"R (0,78") | 2OUT | P.E. INOUT PLUS PLASTER GREY MT | CAN6AS | 13 CARAS · 13 FACES |
| | | | | | | P.E. INOUT PLUS PLASTER SQ GREY MT | CAN6BS | |
| | | | | | | P.E. INOUT PLUS PLASTER SQ DECOR GREY MT | CAN6CS | |
| PORFIDO | PIEDRA STONE | PAVIMENTO FLOOR TILE | PORCELANICO PORCELAIN | 60X60R (20MM) 24"x24"R (0,78") | 2OUT | P.E. INOUT PLUS PORFIDO MD SMOKE MT | CAN6FS | 15 CARAS · 15 FACES |
| | | | | | | P.E. INOUT PLUS PORFIDO MD GRAPHITE MT | CAN6FS | |
| PULSE | PIEDRA STONE | PAVIMENTO FLOOR TILE | PORCELANICO PORCELAIN | 60X60R (20MM) 24"x24"R (0,78") | 2OUT | P.E. INOUT PLUS PULSE GREY MT | CAN6BS | 13 LIENZOS 60X120 CM 13 CANVASES 24"x47" |
| | | | | | | P.E. INOUT PLUS PULSE CARBÓN MT | CAN6CS | |
| | | | | | | P.E. INOUT PLUS PULSE BONE MT | CAN6BS | |
| PULSE ANTIQUE | PIEDRA STONE | PAVIMENTO FLOOR TILE | PORCELANICO PORCELAIN | 60X60R (20MM) 24"x24"R (0,78") | 2OUT | P.E. INOUT PLUS PULSE ANTIQUE MD GREY MT | CAN6FS | 15 CARAS · 15 FACES |
| | | | | | | P.E. INOUT PLUS PULSE ANTIQUE MD GRAPHITE MT | CAN6FS | |
| | | | | | | P.E. INOUT PLUS PULSE ANTIQUE MD BEIGE MT | CAN6FS | |
| | | | | | | P.E. INOUT PLUS PULSE ANTIQUE MD NOCE MT | CAN6FS | |



| SERIE NAME | COLECCIÓN COLLECTION | USO USE | TIPOLOGIA TYPE | FORMATO SIZE | ACABADO FINISH | REFERENCIA REFERENCE | GRUPO GROUP | GRÁFICAS GRAPHICS | | | |
|------------|----------------------|-------------------------|-------------------------|------------------------------------|-------------------------------------|---|-------------|--|-------------------------|--------------------|--------------------|
| PURITY | MÁRMOL MARBLE | PAVIMENTO FLOOR TILE | PORCELANICO PORCELAIN | 75X150R 30"x60"R | PULIDO POLISHED | P.E.PUL. PURITY WHITE | CAR5CS | 9 CARAS · 9 FACES | | | |
| | | | | 120X120R 47"x47"R | | P.E.PUL. PURITY WHITE | CAR7CS | 7 CARAS · 7 FACES | | | |
| | | | | 60X120R 24"x47"R | | P.E.PUL. PURITY WHITE | CASICS | 11 CARAS · 11 FACES | | | |
| ROADWAY | PIEDRA STONE | PAVIMENTO FLOOR TILE | PORCELANICO PORCELAIN | 60X60R (20MM) 24"x24"R (0,78") | 2OUT | P.E. INOUT PLUS ROADWAY WHITE MT | CAN6DS | 5 CARAS · 5 FACES | | | |
| | | | | | | P.E. INOUT PLUS ROADWAY GRAPHITE MT | CAN6ES | | | | |
| | | | | | | P.E. INOUT PLUS ROADWAY CROSS MT | CAN6ES | | | | |
| | | | | | | P.E. INOUT PLUS ROADWAY EQUILIBRIUM MT | CAN6ES | | | | |
| ROCKART | PIEDRA STONE | PAVIMENTO FLOOR TILE | PORCELANICO PORCELAIN | 60X60R (20MM) 24"x24"R (0,78") | 2OUT | P.E. INOUT PLUS ROCKART PEARL MT | CAN6BS | 1 LIENZO 400X200 CM 1 CANVAS 157"X79" | | | |
| | | | | | P.E. INOUT PLUS ROCKART GRAPHITE MT | CAN6BS | | | | | |
| ROCKSTONE | MÁRMOL MARBLE | PAVIMENTO FLOOR TILE | PORCELANICO PORCELAIN | | 2OUT | P.E. INOUT PLUS ROCKSTONE MD NATURAL MT | CAN6FS | 15 CARAS · 15 FACES | | | |
| SABINE | MÁRMOL MARBLE | PAVIMENTO FLOOR TILE | PORCELANICO PORCELAIN | 75X150R 30"x60"R | PULIDO POLISHED | P.E.PUL. SABINE WHITE | CAR5CS | 11 CARAS · 11 FACES | | | |
| | | | | 120X120R 47"x47"R | | P.E.PUL. SABINE WHITE | CAR7CS | 7 CARAS · 7 FACES | | | |
| | | | | 60X120R 24"x47"R | | P.E.PUL. SABINE WHITE | CASICS | 13 CARAS · 13 FACES | | | |
| | | | | 75X75R 30"x30"R | SATINADO SATIN | P.E. SABINE WHITE SAT | CAN5ES | 19 CARAS · 19 FACES | | | |
| | | | | 60X60R (20MM) 24"x24"R (0,78") | | P.E. INOUT PLUS SABINE MT | CAN6BS | 13 CARAS · 13 FACES | | | |
| | | | | P.E. INOUT PLUS SABINE SQ WHITE MT | CAN6BS | 5 CARAS · 5 FACES | | | | | |
| | | REVESTIMIENTO WALL TILE | PASTA BLANCA WHITE BODY | 33,3X90R 13"x36"R | | | MATE MATT | P.B. SABINE WHITE MT | UBO5EB | 13 CARAS · 3 FACES | |
| | | | | | | | | P.B. SABINE CI WHITE MT | UBO5IR | 3 CARAS · 3 FACES | |
| | | | | | | | | BRILLO GLOSS | P.B. SABINE WHITE BR | UBO5IB | 13 CARAS · 3 FACES |
| | | | | | | | | | P.B. SABINE CI WHITE BR | UBO5KR | 3 CARAS · 3 FACES |
| | | | | | | | | | | | |
| SONAR | MADERA WOOD | PAVIMENTO FLOOR TILE | PORCELANICO PORCELAIN | 30X150R 12"x60"R | INOUT | P.E. INOUT SONAR SKY MT | CAN3ES | 13 CARAS · 13 FACES | | | |
| | | | | | | P.E. INOUT ACERO MT 30X150 | CAN3IS | | | | |
| | | | | | | P.E. INOUT COOPER MT 30X150 | CAN3IS | | | | |
| | | | | 23X120R 9"x47"R | | P.E. INOUT SONAR SKY MT | VAH4ES | 17 CARAS · 17 FACES | | | |
| | | | | | | P.E. INOUT ACERO MT | VAH4IS | | | | |
| | | | | | | P.E. INOUT COOPER MT | VAH4IS | | | | |
| STREAM | PIEDRA STONE | PAVIMENTO FLOOR TILE | PORCELANICO PORCELAIN | 60X120R 24"x47"R | PULIDO POLISHED | P.E.PUL. STREAM BONE | CASICS | 11 CARAS · 11 FACES | | | |
| | | | | | | P.E.PUL. STREAM STONE | CASIGS | | | | |
| | | | | | | P.E. STREAM GREY MT | CAN5GS | | | | |
| | | | | | | P.E. STREAM BEIGE MT | CAN5GS | | | | |
| | | | | | | P.E. STREAM BONE MT | CAN5GS | | | | |
| | | | | | | P.E. STREAM GREY MT | VAL5GS | | | | |
| | | | | | | P.E. STREAM BEIGE MT | VAL5GS | | | | |
| | 75X75R 30"x30"R | MATE MATT | P.E. STREAM BONE MT | VAL5GS | 11 CARAS · 11 FACES | | | | | | |
| | | | P.B. STREAM GREY MT | UBO5CB | | | | | | | |
| | | | P.B. STREAM BEIGE MT | UBO5CB | | | | | | | |
| | | | P.B. STREAM BONE MT | UBO5CB | | | | | | | |
| | | | P.B. STREAM OS GREY MT | UBO5ER | | | | | | | |
| | | | P.B. STREAM OS BEIGE MT | UBO5ER | | | | | | | |
| | | | P.B. STREAM OS BONE MT | UBO5ER | | | | | | | |
| SUNSHINE | MÁRMOL MARBLE | PAVIMENTO FLOOR TILE | PORCELANICO PORCELAIN | 60X120R 24"x47"R | PULIDO POLISHED | P.E.PUL. SUNSHINE BLUE | CASIKS | 13 CARAS · 13 FACES | | | |
| SYMPHONY | MÁRMOL MARBLE | PAVIMENTO FLOOR TILE | PORCELANICO PORCELAIN | 75X150R 30"x60"R | PULIDO POLISHED | P.E.PUL. SYMPHONY WHITE | CAR5CS | 9 CARAS · 9 FACES | | | |
| | | | | 120X120R 47"x47"R | | P.E.PUL. SYMPHONY WHITE | CAR7CS | 9 CARAS · 9 FACES | | | |
| | | | | 60X120R 24"x47"R | | P.E.PUL. SYMPHONY WHITE | CASICS | 13 CARAS · 13 FACES | | | |
| | | | | | | P.E.PUL. SYMPHONY NOIR | CASIKS | | | | |

| SERIE NAME | COLECCIÓN COLLECTION | USO USE | TIPOLOGIA TYPE | FORMATO SIZE | ACABADO FINISH | REFERENCIA REFERENCE | GRUPO GROUP | GRÁFICAS GRAPHICS | | | | | |
|---------------|----------------------|-------------------------|-------------------------|-----------------------------------|-----------------------------------|-----------------------------------|------------------------|---------------------|-------------------|--|--|--|--|
| TACTILE | PIEDRA STONE | PAVIMENTO FLOOR TILE | PORCELANICO PORCELAIN | 120X120R 47"x47"R | PULIDO POLISHED | P.E.PUL. TACTILE PEARL | CAR7CS | 9 CARAS · 9 FACES | | | | | |
| | | | | | | P.E.PUL. TACTILE GREY | CAR7CS | | | | | | |
| | | | | | | P.E.PUL. TACTILE BONE | CAR7CS | | | | | | |
| | | | | | | P.E.PUL. TACTILE NOCE | CAR7GS | | | | | | |
| | | | | | | P.E.PUL. TACTILE PEARL | CASICS | | | | | | |
| | | | | | | P.E.PUL. TACTILE GREY | CASICS | | | | | | |
| | | | | 60X120R 24"x47"R | MATE MATT | P.E.PUL. TACTILE BONE | CASICS | 13 CARAS · 13 FACES | | | | | |
| | | | | | | P.E.PUL. TACTILE NOCE | CASIGS | | | | | | |
| | | | | | | P.E. TACTILE PEARL MT | CAN5GS | | | | | | |
| | | | | | | P.E. TACTILE GREY MT | CAN5GS | | | | | | |
| | | | | | | P.E. TACTILE BONE MT | CAN5GS | | | | | | |
| | | | | | | P.E. TACTILE NOCE MT | CAN5IS | | | | | | |
| | | | | | | | | | | | | | |
| TOSCA ANTIQUE | RÚSTICO RUSTIC | PAVIMENTO FLOOR TILE | PORCELANICO PORCELAIN | 60X60 24"x24" | INOUT | P.E. INOUT TOSCA ANTIQUE COTTO MT | VA6PCS | 13 CARAS · 13 FACES | | | | | |
| | | | 45X45 18"x18" | P.E. INOUT TOSCA ANTIQUE COTTO MT | | VAINDS | 17 CARAS · 17 FACES | | | | | | |
| | | | 30X60 12"x24" | P.E. INOUT TOSCA ANTIQUE COTTO MT | | VA5CDS | 17 CARAS · 17 FACES | | | | | | |
| TRILOGY | MÁRMOL MARBLE | PAVIMENTO FLOOR TILE | PORCELANICO PORCELAIN | 120X120R 47"x47"R | PULIDO POLISHED | P.E.PUL. TRILOGY BLACK | CAR7GS | 9 CARAS · 9 FACES | | | | | |
| | | | 60X120R 24"x47"R | P.E.PUL. TRILOGY BLACK | | CASIGS | 13 CARAS · 13 FACES | | | | | | |
| UNAWAY | PIEDRA STONE | PAVIMENTO FLOOR TILE | PORCELANICO PORCELAIN | 60X60R (20MM) 24"x24"R (0,78") | 2OUT | P.E. INOUT PLUS UNAWAY LIGHT MT | CAN6BS | 17 CARAS · 17 FACES | | | | | |
| | | | | | P.E. INOUT PLUS UNAWAY NATURAL MT | CAN6DS | | | | | | | |
| VOLTE | MADERA WOOD | PAVIMENTO FLOOR TILE | PORCELANICO PORCELAIN | 30X150R 12"x60"R | MATE MATT | P.E. VOLTE WHITE MT | CAN3ES | 11 CARAS · 11 FACES | | | | | |
| | | | | | | P.E. VOLTE HAYA MT | CAN3GS | | | | | | |
| | | | | | | P.E. VOLTE ROBLE MT | CAN3KS | | | | | | |
| | | | | | | P.E. VOLTE NOGAL MT | CAN3KS | | | | | | |
| | | | | | | P.E. VOLTE WENGUÉ MT | CAN3IS | | | | | | |
| | | | | | | P.E. VOLTE WHITE MT | VAH4ES | | | | | | |
| | | | | 23X120R 9"x47"R | | P.E. VOLTE HAYA MT | VAH4GS | 15 CARAS · 15 FACES | | | | | |
| | | | | | | P.E. VOLTE ROBLE MT | VAH4JS | | | | | | |
| | | | | | | P.E. VOLTE NOGAL MT | VAH4JS | | | | | | |
| | | | | | | P.E. VOLTE WENGUÉ MT | VAH4IS | | | | | | |
| | | | | | | P.E. VOLTE HAYA MT | VAL5IS | | | | | | |
| | | | | | | P.E. VOLTE NOGAL MT | VAL5KS | | | | | | |
| | 75X75R 30"x30"R | REVESTIMIENTO WALL TILE | PASTA BLANCA WHITE BODY | PASTA ROJA RED BODY | | | P.B. VOLTE LZ NOGAL MT | UBO7JR | 5 CARAS · 5 FACES | | | | |
| | | | | | | | P.B. VOLTE CI NOGAL MT | UBO5JR | 5 CARAS · 5 FACES | | | | |
| | | | | | | | P.B. VOLTE PI NOGAL MT | ABN4LS | 9 CARAS · 9 FACES | | | | |
| | | | | | | | P.B. VOLTE CU NOGAL MT | AB9FMS | 9 CARAS · 9 FACES | | | | |
| | | | | | | | P.B. VOLTE CM NOGAL MT | AB5CKS | 9 CARAS · 9 FACES | | | | |
| | | | | | | | P.B. VOLTE RB NOGAL MT | AB7AFS | 9 CARAS · 9 FACES | | | | |
| | | | | | | | P.B. VOLTE MU NOGAL MT | AB5UGS | 9 CARAS · 9 FACES | | | | |
| | | | | | | | P.B. VOLTE RP NOGAL MT | AB1FIS | 9 CARAS · 9 FACES | | | | |
| | | | | | | | 40X120R 16"x47"R | | | | | | |
| | | | | | | | 33,3X90R 13"x36"R | | | | | | |
| | | | | | | | 33,3X100 13"x40" | | | | | | |
| | | | | | | | 25X75 10"x30" | | | | | | |
| 30X60 12"x24" | | | | | | | | | | | | | |
| 20X60 8"x24" | | | | | | | | | | | | | |
| 25X50 10"x20" | | | | | | | | | | | | | |
| 25X40 10"x16" | | | | | | | | | | | | | |



S P E C I A L P I E C E S

MALLAS

El origen de la palabra mosaico proviene del latín musivum opus, que es como se denominaba al revestimiento con el que se decoraba la cueva de las Musas, en la Roma Antigua. La decoración con mosaicos ha ido cambiando y evolucionando empapándose de otras culturas y movimientos. Hoy en día se es una tendencia atemporal para decorar cualquier rincón de la casa, rompiendo la monotonía o separando espacios. La colección ASTRA, propone cuatro tipologías de mallas disponibles para todas las referencias. Tesela en forma cuadricular o ornamental, para los mas clásicos y en hexágono o brick para aquellos más contemporáneos, en todo caso dando viveza y elegancia a las estancias.


MOSAICS

The origin of the word "mosaic" comes from the Latin "musivum opus": this is how the wall decoration in the Muses' Cave in Ancient Rome was called. Decoration with mosaics has been changing and developing while absorbing traits from other cultures and movements. Currently, mosaics are an atemporal trend to decorate every corner in a household, beating the monotony and separating spaces. Our collection ASTRA, suggests four mosaic typologies available for all the items. Squared or ornamental tesseras as classic designs and hexagon or brick tesseras as contemporary designs; both giving liveliness and elegance to all areas.

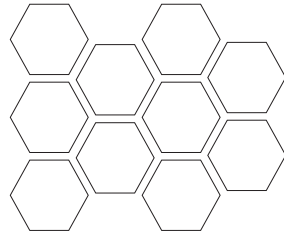
* Disponible para todas las colecciones, en todos los colores.

* Available for all collections in all colors.

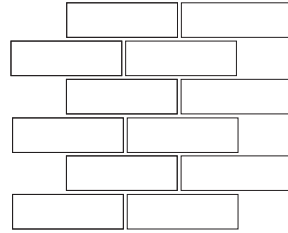
30X30 · 12"X12"




HEX 21X26 · 8,3"X10,1"



BRICK 30X37 · 11,7"X14,6"



ORNA 29,8X28,6 · 11,3"X11,7"



P A C K I N G L I S T

| FORMATO - SIZE | CAJA / BOX | | | | | EUROPALET | | | | |
|---|------------|-------|-------|--------|-------|-----------|---------|---------|--------|----------|
| | PZS/CJ | M2/CJ | KG/CJ | PZS/M2 | KG/M2 | ALTURA | PZS/PAL | CJS/PAL | M2/PAL | KG/PAL |
| REVESTIMIENTO PASTA ROJA · RED BODY WALL TILES | | | | | | | | | | |
| 20X60CM · 8"X24" | 13 | 1,56 | 22,92 | 8,33 | 14,56 | 93 | 624 | 48 | 74,88 | 1.120,00 |
| 20X60CM · 8"X24" ☹ | 11 | 1,32 | 22,29 | 8,33 | 16,89 | 93 | 528 | 48 | 63,36 | 1.090,00 |
| 20X60CM · 8"X24" ☹ | 12 | 1,44 | 23,33 | 8,33 | 16,20 | 93 | 576 | 48 | 69,12 | 1.140,00 |
| 25X40CM · 10"X16" | 16 | 1,60 | 25,00 | 10,00 | 15,63 | 113 | 768 | 48 | 76,80 | 1.220,00 |
| 25X40CM PIEDRAS · 10"X16" | 15 | 1,50 | 23,54 | 10,00 | 15,69 | 113 | 720 | 48 | 76,80 | 1.150,00 |
| 25X50CM · 10"X20" | 13 | 1,63 | 26,95 | 8,00 | 16,58 | 113 | 624 | 48 | 78,00 | 1.300,00 |
| 25X50CM · 10"X20" ☹ | 13 | 1,63 | 25,00 | 8,00 | 15,38 | 113 | 624 | 48 | 78,00 | 1.220,00 |
| 25X50CM · 10"X20" ☹ | 12 | 1,50 | 24,92 | 8,00 | 16,61 | 113 | 576 | 48 | 72,00 | 1.210,00 |
| 25X75CM · 10"X30" | 7 | 1,31 | 24,11 | 5,33 | 18,37 | 88 | 315 | 45 | 59,06 | 1.100,00 |
| 30X60CM · 12"X24" | 10 | 1,80 | 26,66 | 5,56 | 14,81 | 103 | 480 | 48 | 86,40 | 1.300,00 |
| 33,3X100CM · 13"X40" | 4 | 1,33 | 25,20 | 3,00 | 18,92 | 80 | 200 | 50 | 66,60 | 1.280,00 |
| REVESTIMIENTO PASTA BLANCA · WHITE BODY WALL TILES | | | | | | | | | | |
| 33,3X90CM RECT · 13"X36" RECT. | 4 | 1,20 | 21,90 | 3,34 | 18,27 | 80 | 200 | 50 | 59,94 | 1.110,00 |
| 33,3X90CM RECT · 13"X36" RECT. ☹ | 4 | 1,20 | 21,30 | 3,34 | 17,77 | 80 | 200 | 50 | 59,94 | 1.080,00 |
| 33,3X63CM RECT · 13"X25" | 7 | 1,46 | 24,17 | 4,77 | 18,18 | 115 | 336 | 48 | 70,49 | 1.180,00 |
| 40X120CM RECT · 16"X47" RECT. | 3 | 1,44 | 27,00 | 2,08 | 18,75 | 53 | 60 | 20 | 28,80 | 560,00 |
| PAVIMENTO DE GRES · GRES FLOOR TILES | | | | | | | | | | |
| 33,3X33,3CM · 13"X13" | 13 | 1,45 | 24,78 | 8,97 | 17,11 | 80 | 598 | 46 | 66,63 | 1.160,00 |
| 33,6X33,6CM ESP · 13,2"X13,2" | 10 | 1,12 | 22,83 | 8,91 | 20,34 | 80 | 460 | 46 | 51,62 | 1.070,00 |
| 33,3X33,3CM ESP. ANTIHIELO · 13"X13" | 9 | 1,00 | 23,04 | 9,00 | 23,04 | 80 | 414 | 46 | 46,00 | 1.080,00 |
| 45X45CM · 18"X18" | 7 | 1,42 | 26,53 | 4,93 | 18,69 | 103 | 364 | 52 | 73,84 | 1.400,00 |
| 45X45CM · 18"X18" ☹ | 7 | 1,42 | 25,45 | 4,93 | 17,92 | 103 | 364 | 52 | 73,84 | 1.325,00 |
| 20,5X61,5CM · 8"X24" | 10 | 1,26 | 22,60 | 7,93 | 17,93 | 95 | 640 | 64 | 80,68 | 1.465,00 |
| 24X95CM · 9,5"X37,5" | 6 | 1,37 | 31,39 | 4,39 | 22,95 | 85 | 216 | 36 | 49,25 | 1.150,00 |
| PORCELANICO · PORCELAIN | | | | | | | | | | |
| 15X90CM · 6"X36" | 9 | 1,22 | 22,29 | 7,41 | 18,35 | 73 | 432 | 48 | 58,32 | 1.090,00 |
| 20X20CM (10mm) · 8"X8" | 27 | 1,08 | 24,58 | 25,00 | 22,76 | 73 | 1.296 | 48 | 51,84 | 1.200,00 |
| 23X120CM · 9"X47" | 4 | 1,12 | 22,78 | 3,58 | 19,87 | 83 | 216 | 54 | 60,39 | 1.250,00 |
| 23X120CM RECT · 9"X47" RECT. | 4 | 1,08 | 22,22 | 3,69 | 20,20 | 82 | 216 | 54 | 58,59 | 1.220,00 |
| 25X100CM RECT · 10"X40" RECT. | 5 | 1,24 | 24,56 | 4,02 | 19,76 | 83 | 225 | 45 | 55,97 | 1.125,00 |
| 30X60CM · 12"X24" | 7 | 1,26 | 22,92 | 5,56 | 18,19 | 73 | 336 | 48 | 60,48 | 1.120,00 |
| 30X60CM RECT · 12"X24" RECT | 7 | 1,22 | 22,80 | 5,70 | 18,52 | 48 | 336 | 48 | 58,97 | 1.110,00 |
| 30X150CM RECT · 12"X60" RECT. | 3 | 1,35 | 29,52 | 2,23 | 21,94 | 73 | 126 | 42 | 56,51 | 1.240,00 |
| 37X75CM · 15"X30" | 4 | 1,11 | 21,85 | 3,60 | 20,27 | 88 | 216 | 54 | 59,94 | 1.200,00 |
| 37X75CM RECT · 15"X30" RECT. | 4 | 1,09 | 21,39 | 3,67 | 19,69 | 88 | 216 | 54 | 58,86 | 1.175,00 |
| 45X45CM · 18"X18" | 7 | 1,42 | 25,10 | 4,93 | 17,67 | 103 | 364 | 52 | 73,84 | 1.325,00 |
| 60X60CM · 24"X24" | 4 | 1,44 | 29,17 | 2,78 | 20,25 | 73 | 144 | 36 | 51,84 | 1.070,00 |
| 60X60CM RECT · 24"X24" RECT. | 4 | 1,42 | 28,47 | 2,82 | 20,11 | 73 | 144 | 36 | 50,98 | 1.045,00 |
| 2OUT 60X60CM RECT · 24"X24" RECT. | 2 | 0,71 | 27,50 | 2,82 | 38,84 | 73 | 72 | 36 | 25,49 | 1.010,00 |
| 60X120CM RECT · 24"X47" RECT. | 2 | 1,43 | 31,25 | 1,40 | 21,00 | 73 | 80 | 40 | 57,12 | 1.270,00 |
| ASTRA 60X120CM RECT · 24"X47" RECT. | 2 | 1,41 | 34,44 | 1,42 | 24,12 | 77 | 72 | 36 | 50,55 | 1.260,00 |
| 75X75CM RECT · 30"X30" RECT. | 2 | 1,11 | 21,98 | 1,81 | 19,85 | 87 | 96 | 48 | 53,14 | 1.075,00 |
| 75X150CM RECT · 30"X60" RECT. | 1 | 1,11 | 26,30 | 0,90 | 23,61 | 90 | 48 | 48 | 53,47 | 1.280,00 |
| ASTRA 75X150CM RECT · 30"X60" RECT. | 1 | 1,09 | 25,76 | 0,92 | 23,61 | 89 | 48 | 48 | 52,37 | 1.260,00 |
| 100X100CM RECT · 40"X40" RECT. | 2 | 1,98 | 43,33 | 1,01 | 21,88 | 74 | 48 | 24 | 47,52 | 1.060,00 |
| 120X120CM RECT · 47"X47" RECT. | 1 | 1,44 | 34,00 | 0,69 | 23,61 | 77 | 36 | 36 | 51,84 | 1.300,00 |
| ASTRA 120X120CM RECT · 47"X47" RECT. | 1 | 1,42 | 34,50 | 0,71 | 24,36 | 77 | 36 | 36 | 50,98 | 1.300,00 |

